

---

# Opportunity Youth: Prevention and Reengagement

RICHARD WILLIAMS, CHILDREN & FAMILIES PROGRAM, NCSL

JUNE 27, 2019



---

# Who are “opportunity youth”?

---

# Opportunity youth, or youth and young adults experiencing disconnection, are 16-24 year olds who are neither working nor in school.

---

**Primary Source:**

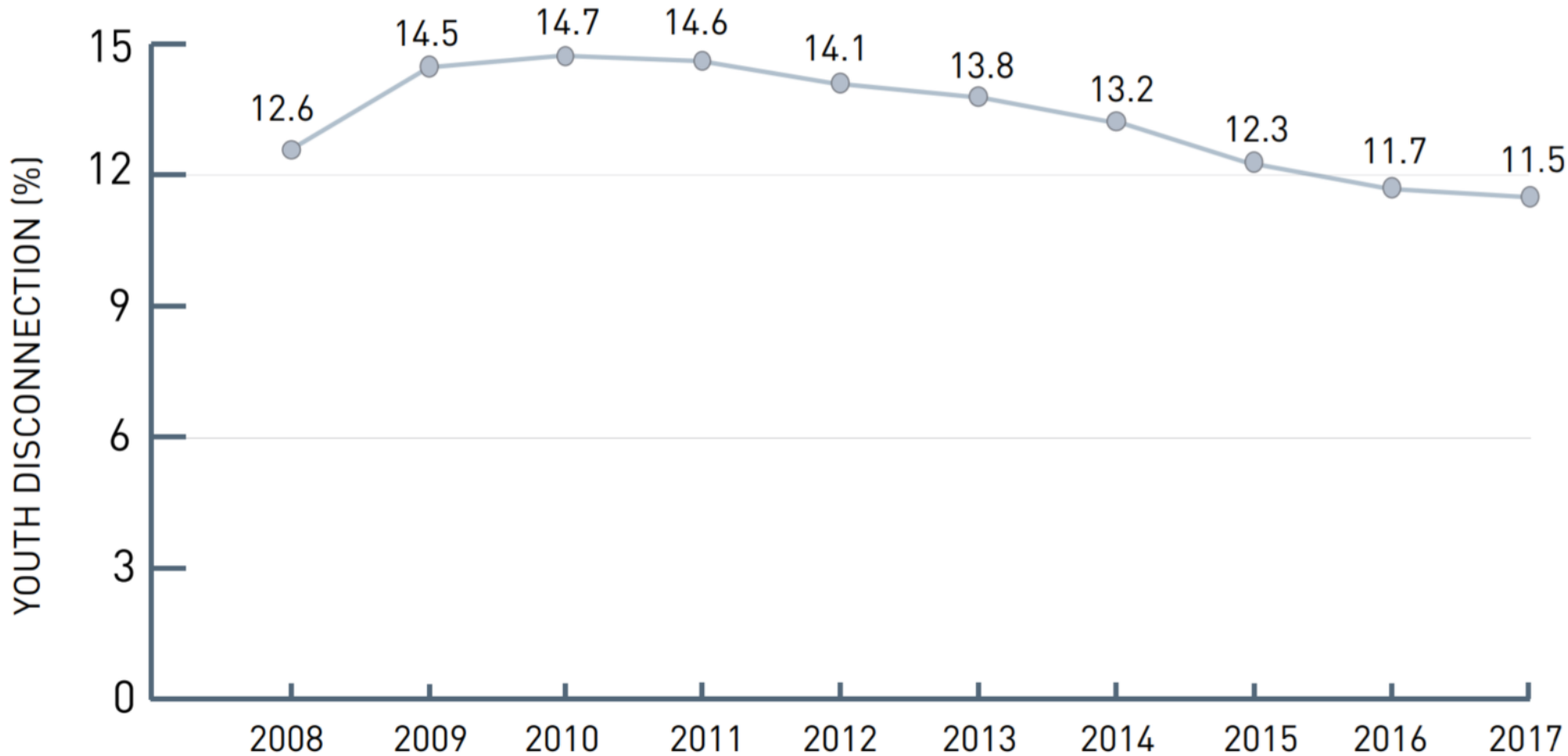
- American Community Survey, Census Bureau

**Data Compilations & Publications:**

- Congressional Research Service
- National Association of Counties
- Measure of America
- Jobs for the Future



# National Data Trends




There are 4,501,800 disconnected youth in America, or **about one in nine youth and young adults (11.5 percent)**.



# National Data Trends

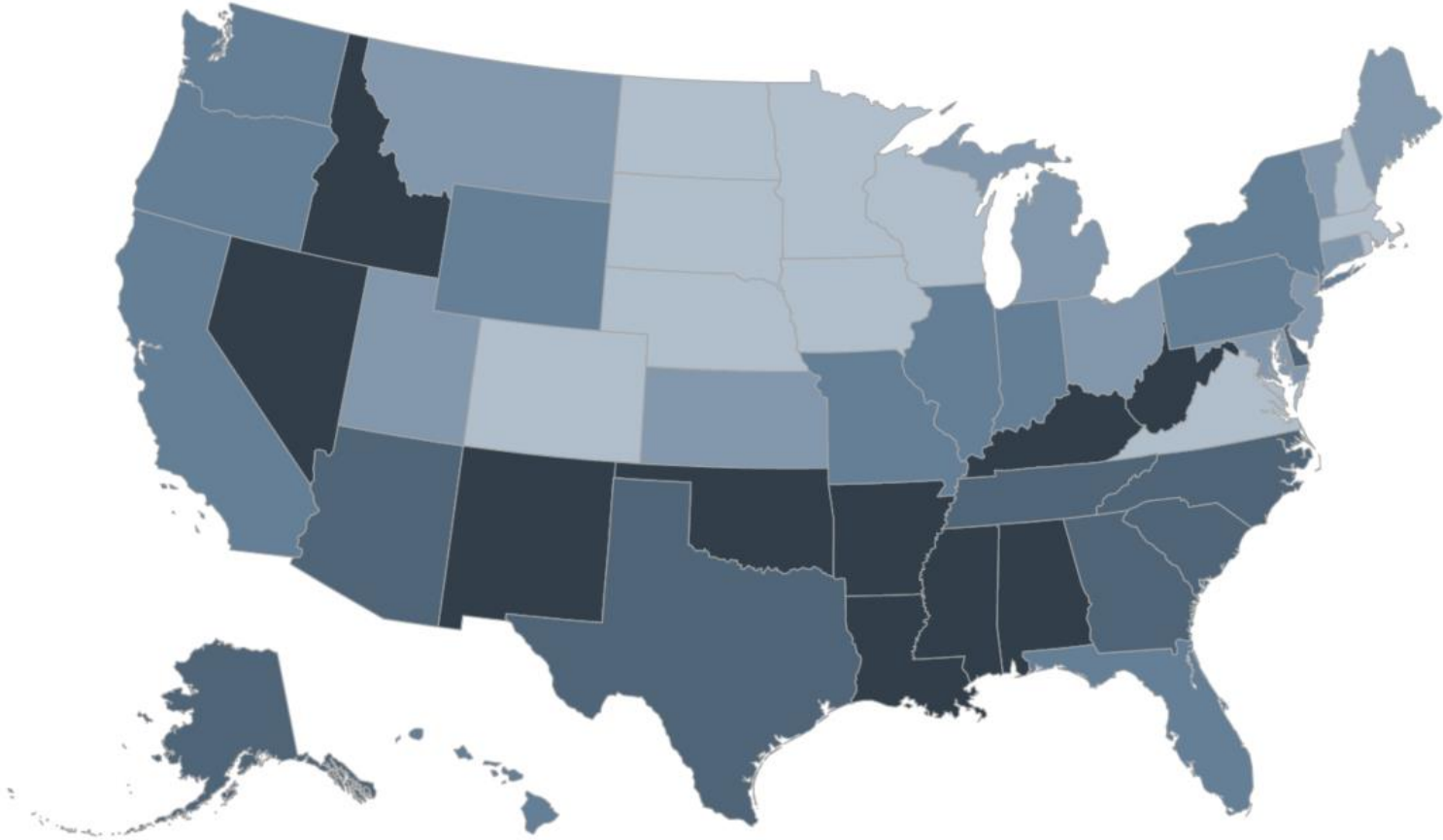
## Youth Disconnection by Race & Ethnicity



## Urban vs. Rural

- **Rural counties**
  - 19.3 percent
- **Urban centers**
  - 12.9 percent
- **Suburban counties**
  - 11.3 percent

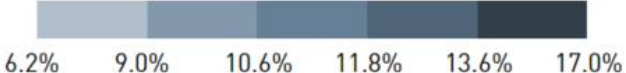
# State Data Trends



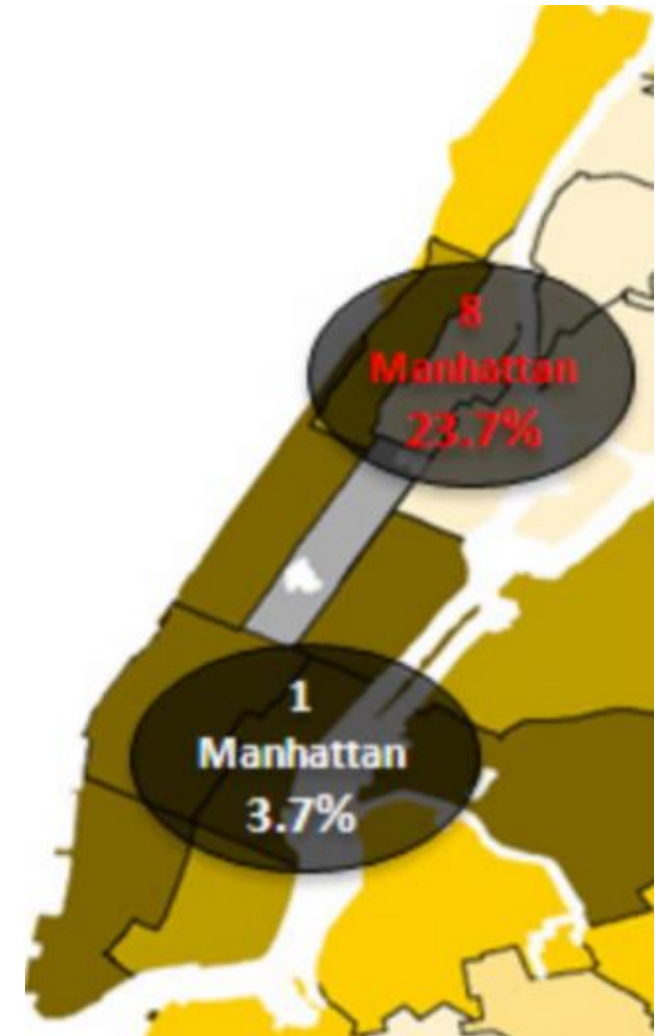
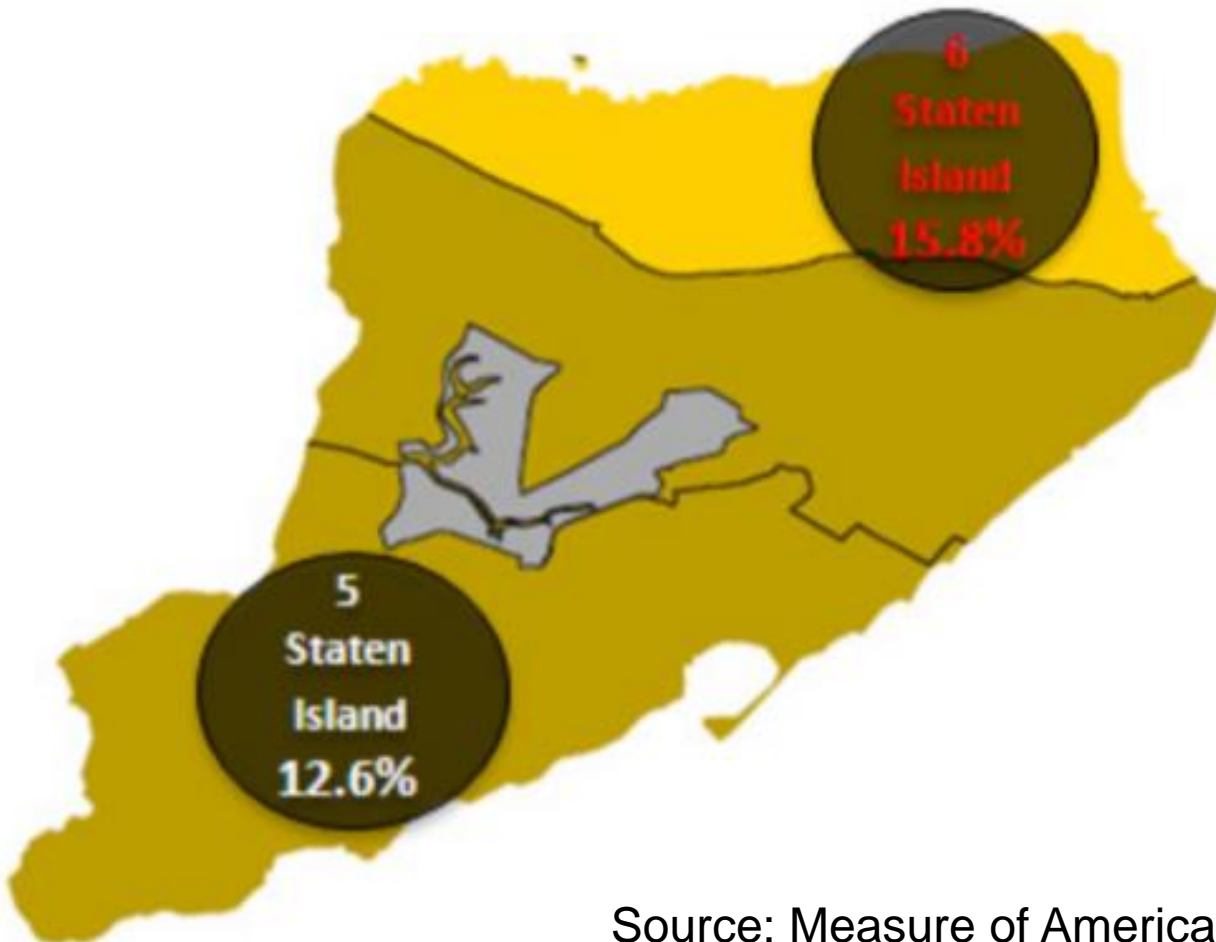
**Youth & Young Adult  
Disconnection**

Range: 7 to 17%

Source: Measure of America



# Local Data Trends



Source: Measure of America

# Challenges for Connected vs. Disconnected Youth

	Connected Youth	Disconnected Youth
<b>Have a disability</b>	5.0%	16.6%
<b>Are a mother</b> (Fatherhood data is incomplete)	6.3%	26.7%
<b>Are enrolled in Medicaid</b>	19.3%	38.9%
<b>Live in poverty</b>	17.9%	33.8%
<b>Are/have been institutionalized</b>	.3%	6.3%
<b>Have less than a high school diploma</b>	2.8%	25.3%
<b>Living apart from both parents (16 &amp; 17 year olds)</b>	8.3%	22.7%



# FUTURE IMPACT OF DISCONNECTION

## For society

- **\$11,900 per year** in additional tax revenue for each young person who remains connected.
- **\$55 billion** in potential federal revenue gain per year.

## For the individual

	After roughly 14 years, compared to young people who experienced youth disconnection, those who remained connected:
<b>INCOME</b>	Earn \$31,000 more
<b>HOMEOWNERSHIP</b>	Are 45% more likely to own a home
<b>UNEMPLOYMENT</b>	Are 42% more likely to be employed
<b>SELF-REPORTED GOOD HEALTH</b>	Are 52% more likely to report excellent or good health

Source: Measure of America

# Opportunity Youth as a Policy Lens

## HHS Chairs Agenda

Medicaid

Child Welfare & Family First Prevention Services Act

Sustainable Workforce in Health And Human Services

HIV Transmission

Behavioral Health

Housing

# Policy Options: Framework

## PREVENTION

Prevent youth and young adults from becoming disconnected.

## REENGAGEMENT

Reengage youth and young adults with work and training opportunities.  
Support the whole person.

# Policy Options: Examples

- **Workforce & career pathways**
- **Childcare**
- **Federal programs & regulations**
- **Transition plans for students with disabilities**
- **Private sector engagement**

# Peer-to-Peer



**Contact:**

[Rich.Williams@ncsl.org](mailto:Rich.Williams@ncsl.org)

(303)856-1407

