



State Electronics Recycling Laws

NCSL Fall Forum 2013


Jason Linnell

National Center for Electronics Recycling (NCER)

About Us


National Center for Electronics Recycling:

- Non-profit 501c3, est. 2005
- Located in Parkersburg, WV
- Involved in Federal, State & Association Projects
- Conduct Research, Run Collection Programs
- Partner with NERC on Electronics Recycling Coordination Clearinghouse
- Manage Oregon State Contractor Program
- Our Mission: Dedicated to the development and enhancement of a national infrastructure for the recycling of used electronics in the U.S.

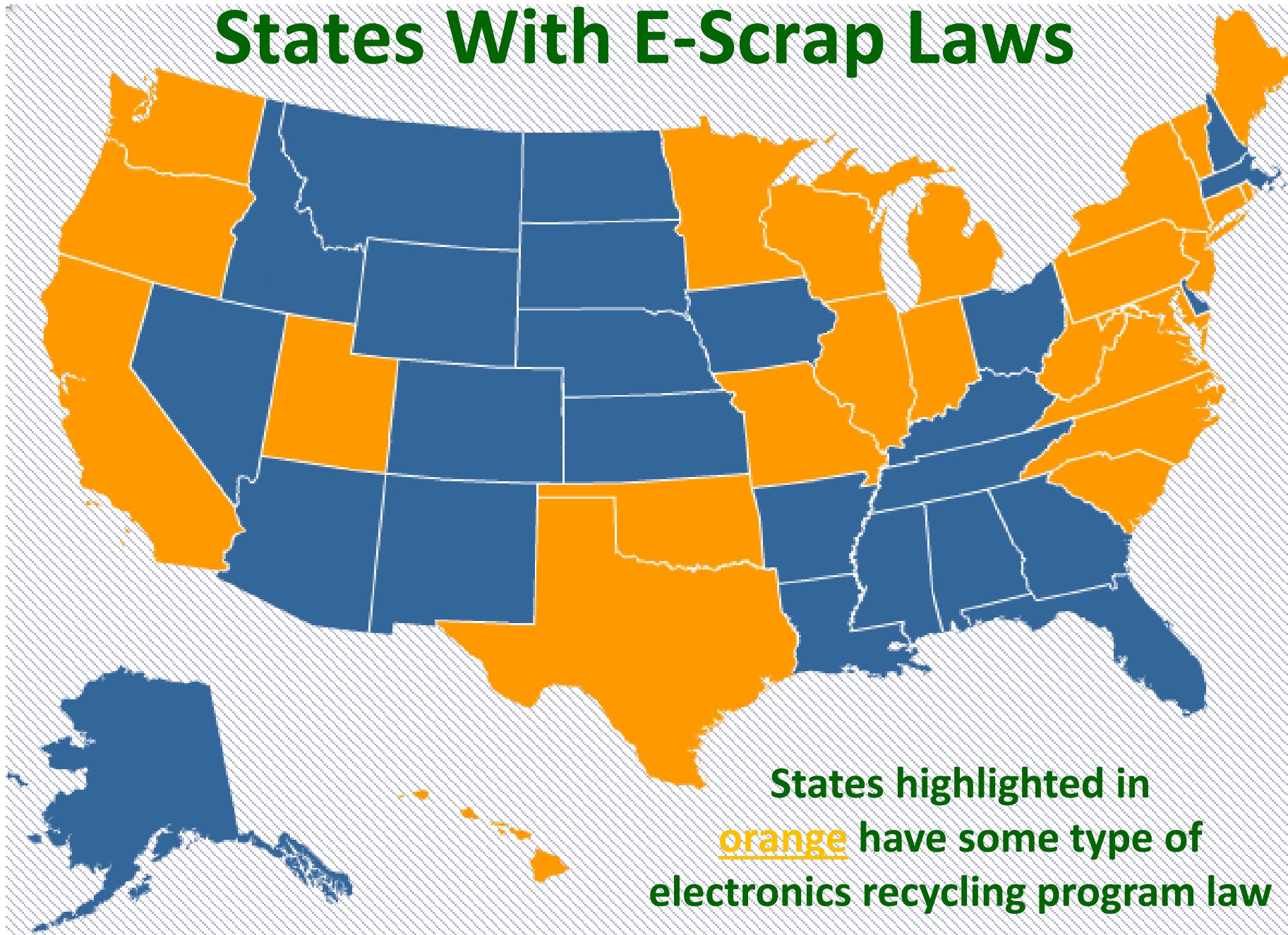


Where Do We Stand with E-Scrap?

- 1/2 the States have passed legislation
- Reached a plateau?
- Positives:
 - more collection (including voluntary)
 - better recycling
- Challenges:
 - true patchwork of approaches
 - confusion for stakeholders
 - Ensuring environmentally sound recycling



States With E-Scrap Laws



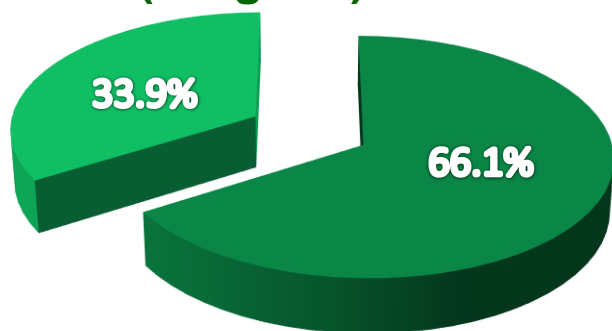
States highlighted in orange have some type of electronics recycling program law

Stuck on 25 since 2011

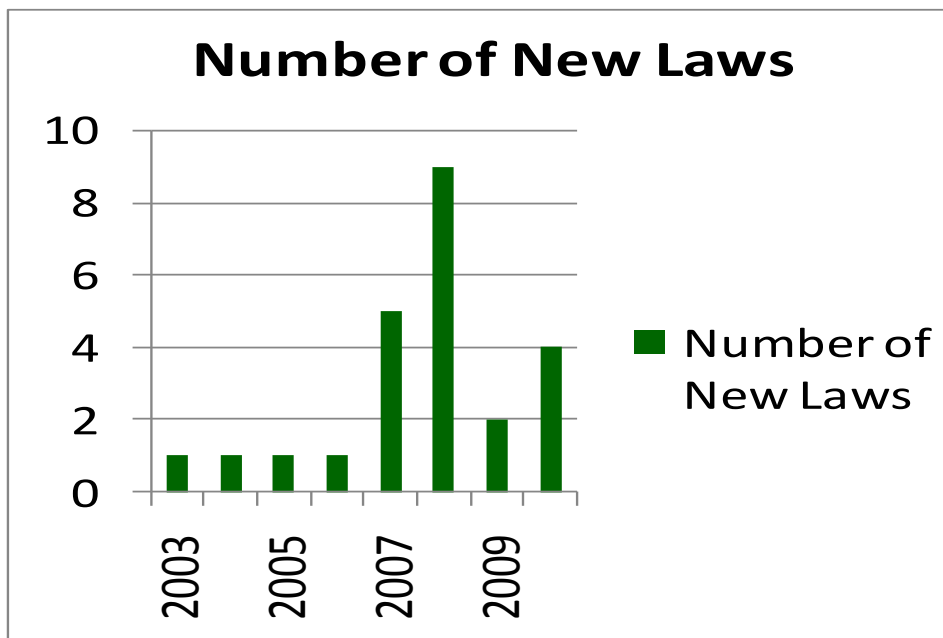
- 2003: California
- 2004: Maine
- 2005: Maryland
- 2006: Washington
- 2007: Connecticut, Minnesota, Oregon, Texas, North Carolina

- 2008*: New Jersey, Oklahoma, Virginia, W. Virginia, Missouri, Hawaii, Rhode Island, Illinois, Michigan
- 2009: Indiana, Wisconsin
- 2010: Vermont, South Carolina, New York, Pennsylvania
- 2011: Utah
- 2012: (CO – not program law)

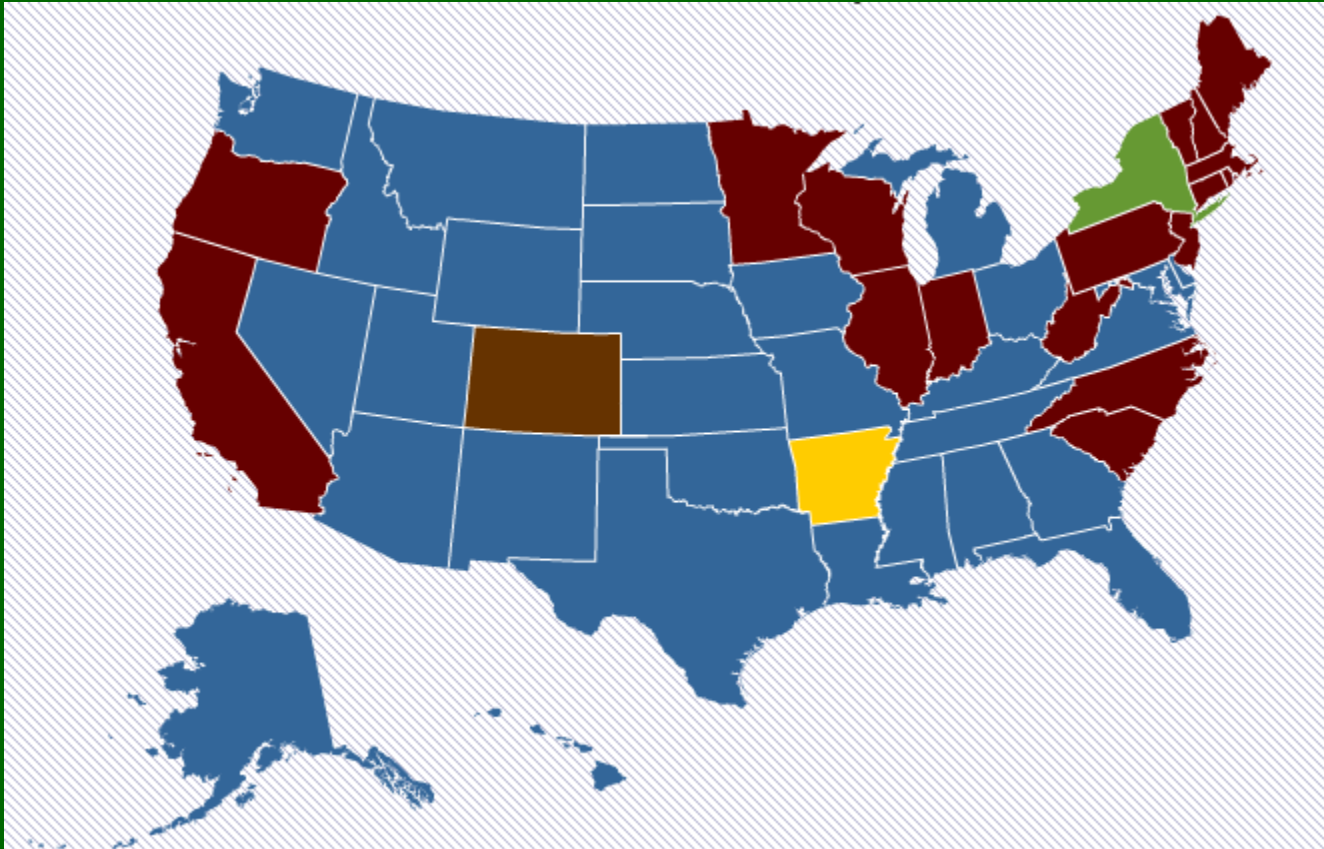
Percentage of Population Covered by E-Scrap (Program) Law



Number of New Laws



States With Landfill Bans (household) One or More Electronic Devices



NOT all Program Law States Have Bans! And Vice Versa
Red - have active landfill bans; Yellow – not in effect
Green (NY) - has a staged ban partially in effect.

How State Laws Differ - #1

Covered Products

- **Minimum: Monitors, Laptops**
- **Maximum: + TVs, Computers, Printers, Keyboards, Mice, Small Servers, Personal Audio, Mobile Phones, VCR/DVD, DVRs, cable/satellite boxes**
- **Most in between with “big five” TVs, desktops, laptops, monitors, and printers**



How State Laws Differ - #2

Covered Entities

- **Who can use (free) recycling system?**
- **All Cover Households/Consumers, then variations on:**
 - **Small businesses – fewer than 10 or 50**
 - **Schools – K-12 or all**
 - **Non-profit organizations – 501c3 or all**
 - **Government agencies – small local or all**
 - **Large businesses**



How State Laws Differ - #3

Financing Mechanisms

- **Separate fee on new products – 1 state**
- **Manufacturer fee - 2 states**
- **Manufacturer Return share – 1 state**
- **Manufacturer Market share – 8 states**
- **Return share & market share – 7 states**
- **None specified, but manufacturers run their own programs – 7 states**



Per Capita Collection 2010-12

The first few, holding steady

■ 2010 ■ 2011 ■ 2012

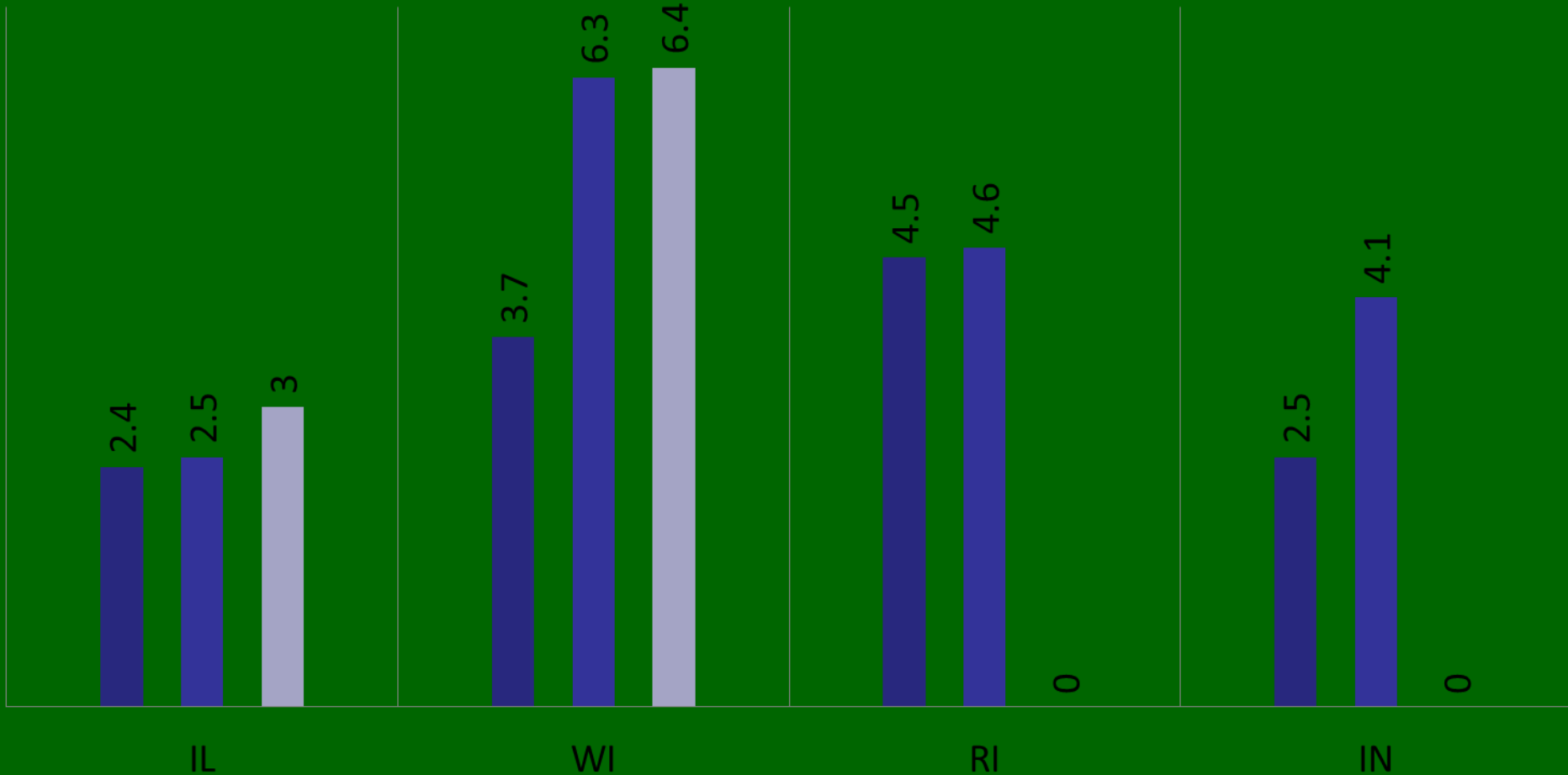
NOT a True Comparison – Products/Entities Differ!



Per Capita Collection 2010-12

Other States with 2-3 Years of Data

■ 2010 ■ 2011 ■ 2012

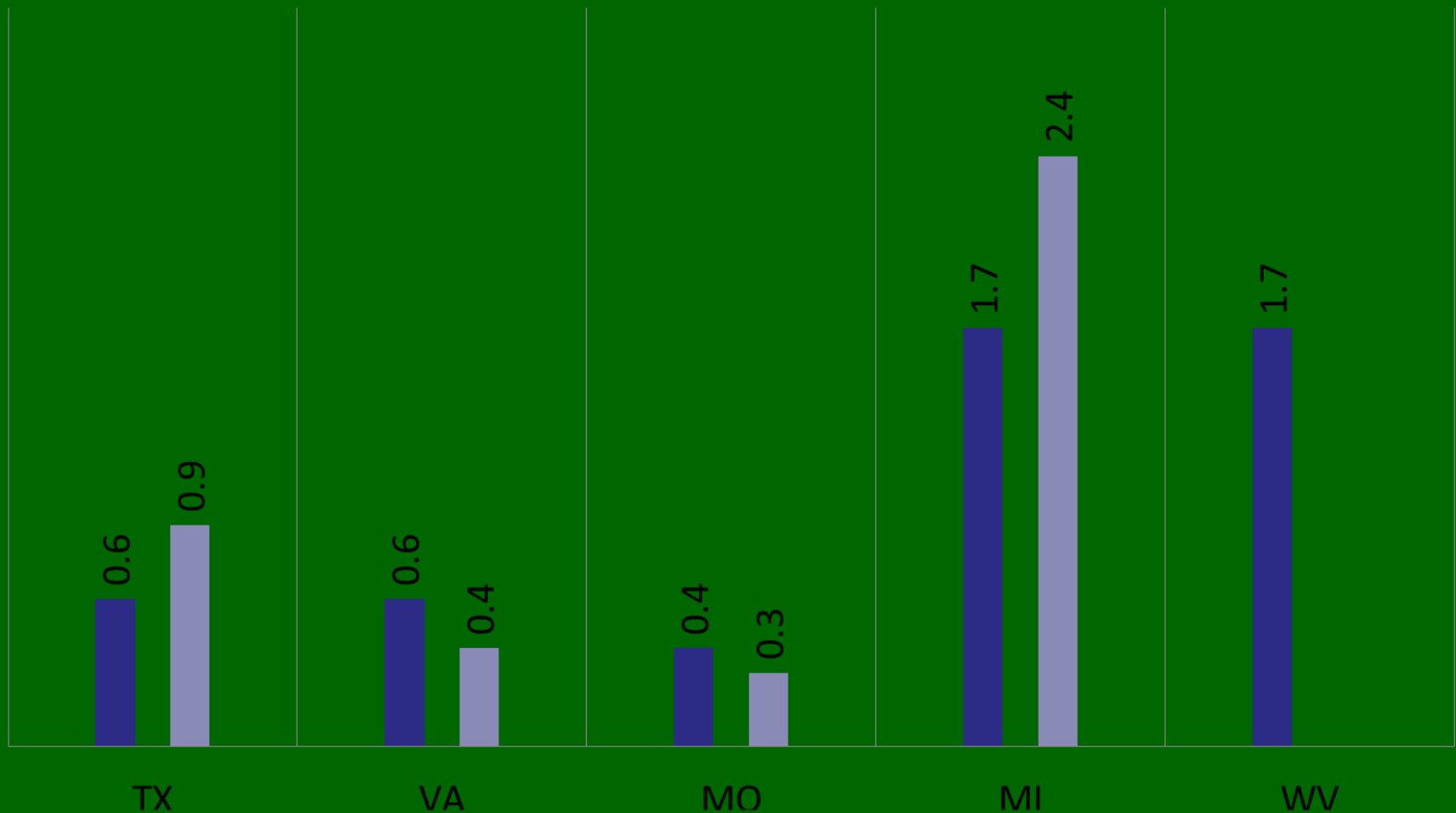


Per Capita Collection 2010-12

Limited Takeback States

No TVs in TX/VA/MO

■ 2011 ■ 2012



Per Capita Collection 2010-12

Per Capita: Newer Programs Data





Key Issue #1: Products

- **New products challenging definitions in laws, increasing in sales:**
 - E-readers, Media Tablet, “phablets”

Key Issue #2: Targets/Pounds

- **Push and Pull of Pounds and Targets**
 - Regulators want results, targets achieved
 - Recyclers want more pounds entering their facilities
 - Manufacturers want compliance, but more lbs = more \$

Key Issue #3: CRT Management

- Dominant weight is CRT (70-80%)
- Limited markets, becoming more costly
- Stockpiling, abandonment
- Key issue going forward



Conclusions/Outlook



- **Stuck on 25 since '11, when will we have #26?**
 - Fewer states w/ active (program) legislation 2013
- **How will CRT markets impact current programs - more changes, will new technologies deliver?**
- **More data in 2013-14**
 - Most states will have at least 2 years of results
 - Working through Electronics Recycling Coordination Clearinghouse (ERCC) to harmonize where possible
 - Registration, data standards, market share reports
 - **Standardized metrics help compare performance**
 - Look beyond lbs as only measure of performance

Thank You!

Jason Linnell, NCER

Phone: (304) 699-1008

jlinnell@electronicsrecycling.org

Visit us on the web:

www.electronicrecycling.org

and www.ecycleclearinghouse.org

