

THE  
**PEW**  
CENTER ON THE STATES

# Measuring Recidivism

Ryan King, Public Safety Performance Project  
August 30, 2012


# The State of Recidivism

1. First-of-its-kind 50-state survey of recidivism (return to prison) rates
2. Data for offenders released in 1999, 2004 and followed for three years
3. States reported recidivism for new crime and technical violation of supervision
4. Differences in definitions, data collection procedures warrant caution about making interstate comparisons.

# America's National Recidivism Rate Remains Stubbornly High


More than 4 out of 10 adult American offenders return to prison within three years of their release.

1999 - 2002



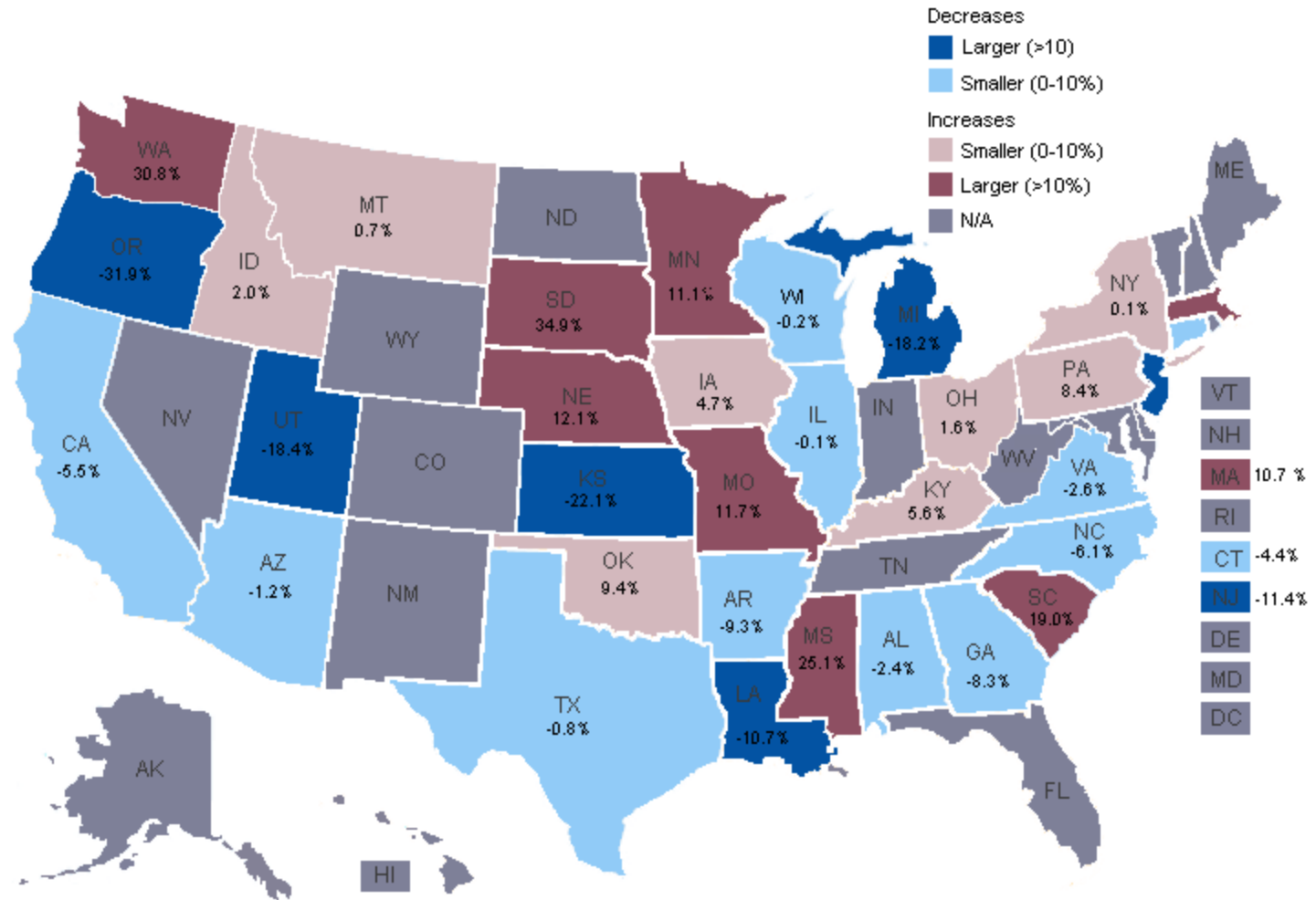
45.4%

2004 - 2007



43.3%

# Changes in Recidivism: 1999 and 2004



# Policies and Practices that Impact Recidivism

## Pre-Entry

- **Assessment**
- **Offender Risk Profile**
- **State Sentencing Laws**



## Behind the Walls

- **Assessment**
- **Classification**
- **Transition Planning**
- **Programming**
- **Release Criteria**




## Reentry

- **Assessment**
- **Classification**
- **Reentry Handoff**
- **Supervision Length**
- **Violations Policy**
- **Incentives**

# Improving the Measurement of Recidivism

1. Identify Recidivism as a Performance Measure
2. Define Recidivism
3. Data Collection/Measurement: Arrests, Admission Type Tracking, Type of Release
4. Adjusted Recidivism Rates: Risk-Level, Time Served, Program Outcomes



THE  
**PEW**  
CENTER ON THE STATES

# Measuring Recidivism

Ryan King, Public Safety Performance Project  
August 30, 2012