

Arizona's Immigrant Trespassing Law: Cause for Preemption?

Senator Van de Putte (D- San Antonio)

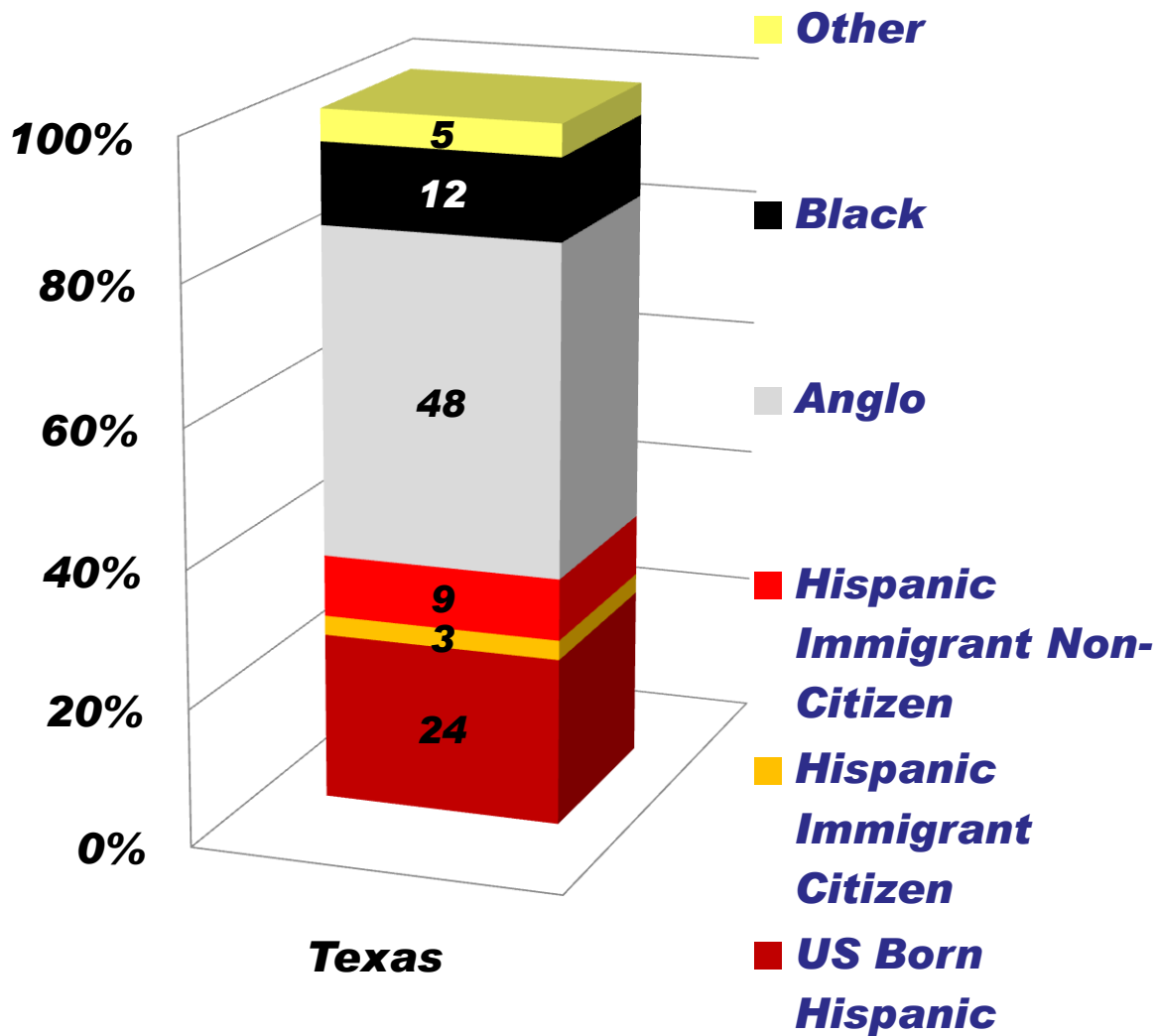
Wednesday, July 28, 2010

8:00 am – 9:30 am



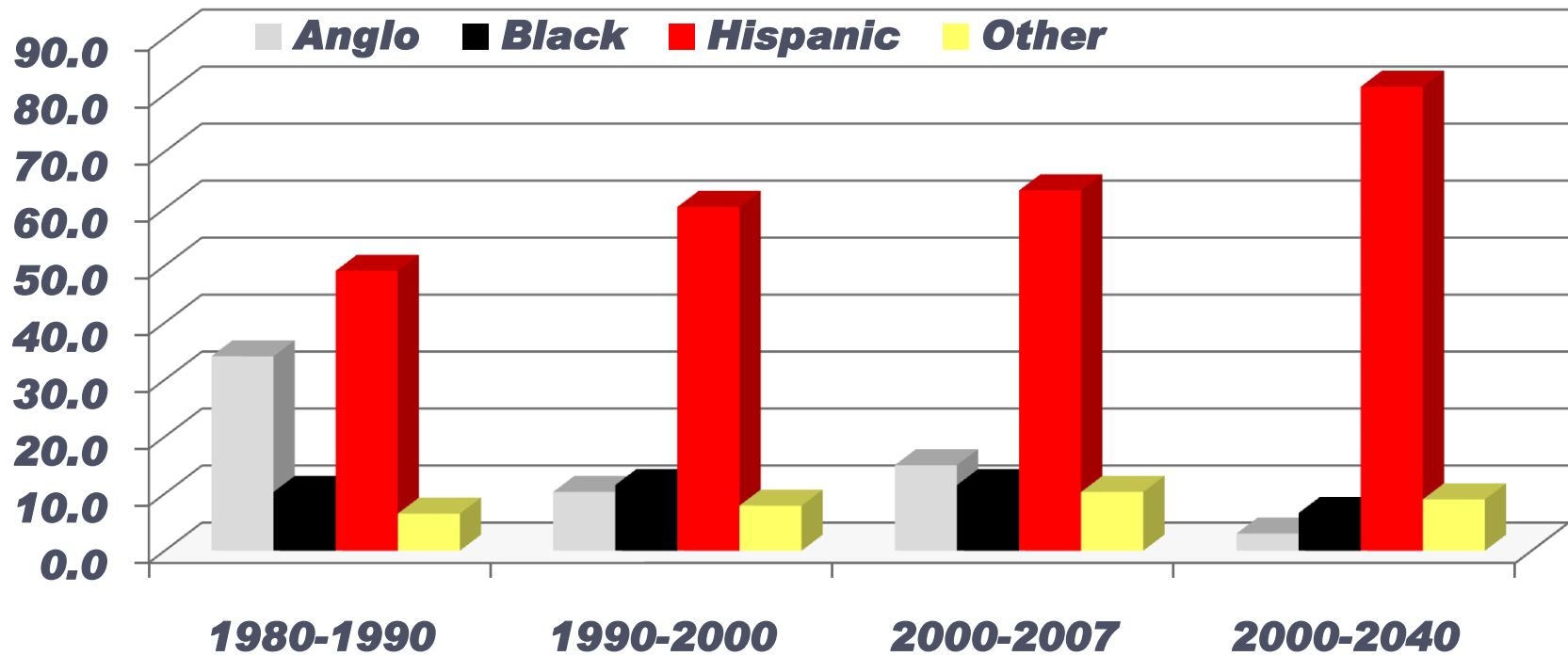
Texas Demographics

- Texas has the 2nd largest Hispanic population in the country.
- Texas current population is 24.7 million
- Hispanics make up 36% of the population.
 - 24% are US Born Hispanics
 - 3% are Hispanic Immigrant Citizen
 - 9% are Hispanic Immigrant Non- Citizen



Sources: U.S. Bureau of the Census, 2007 American Community Survey Microdata File

Percentage of Population Growth in Texas



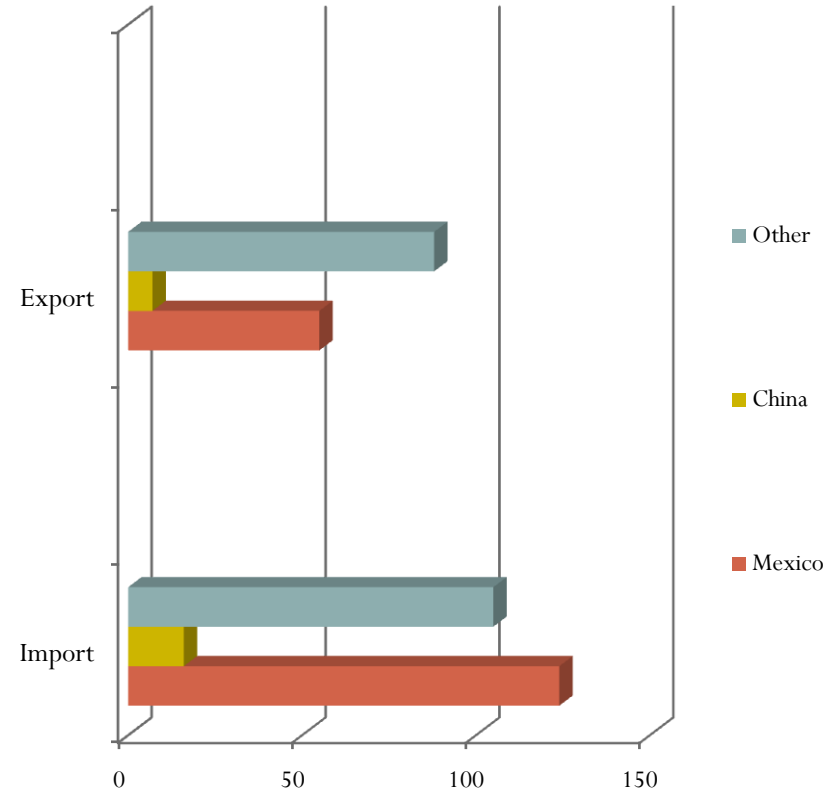
- The Texas State Data Center projects that by 2020, Hispanics will make up the majority of Texas' population.
- For the first time, Hispanic children make up the majority of first-grade classes

Recent Texas Legislation

- DREAM ACT (2001)
 - allows undocumented immigrants to pay in-state tuition if meet certain criteria.
- Last legislative session, over 100 bills were filed dealing with immigration
 - 60% of these bills were anti-immigrant
 - However, only 24 of these anti-immigrant bills received a hearing.
 - None of the 24 anti-immigrant bills passed

Texas' Economy

- Mexico is Texas' largest trading partner.
- Mexico accounts for 36% of Texas' exports (\$55 billion)
- Mexico accounts for 51% of the state's imports (\$124 billion)



Estimated Effects of Removing 1.4 Million Unauthorized Immigrants from Texas

	2005	2010	2015	2020	2025
Total Employment loss	298,000	287,100	293,800	296,300	302,700
Total Gross Regional Product loss (Billions of Fixed 2000\$)	\$17.7	\$18.7	\$20.5	\$21.4	\$22.6
Personal Income loss (Billions, current dollar)	\$18.5	\$19.0	\$24.6	\$32.6	\$42.9
Loss in Exports to Rest of World (millions of Fixed 2000\$)	\$66.5	\$390.1	\$548.0	\$387.7	\$123.9
Net Population loss from baseline	1,309,000	1,033,000	899,400	831,300	784,400
Labor Force Loss	714,100	434,000	340,500	281,200	281,600

Source: Carole Keeton Strayhorn, Texas Comptroller of Public Accounts, December 2006