

Data Driven Correctional Reforms

Rep. Jerry Madden

Chairman of Law and Criminal Justice Committee: National Conference of State Legislatures

Public Sector Chair of Corrections and Reentry Subcommittee: American Legislative Council

Member of Board of Council of State Governments Justice Center

Texas House of Representatives Corrections Committee Vice Chair

Strategy

Bipartisan, inter-branch, research based, data-driven

1

**Analyze drivers
of prison
population
growth and
program
effectiveness**

2

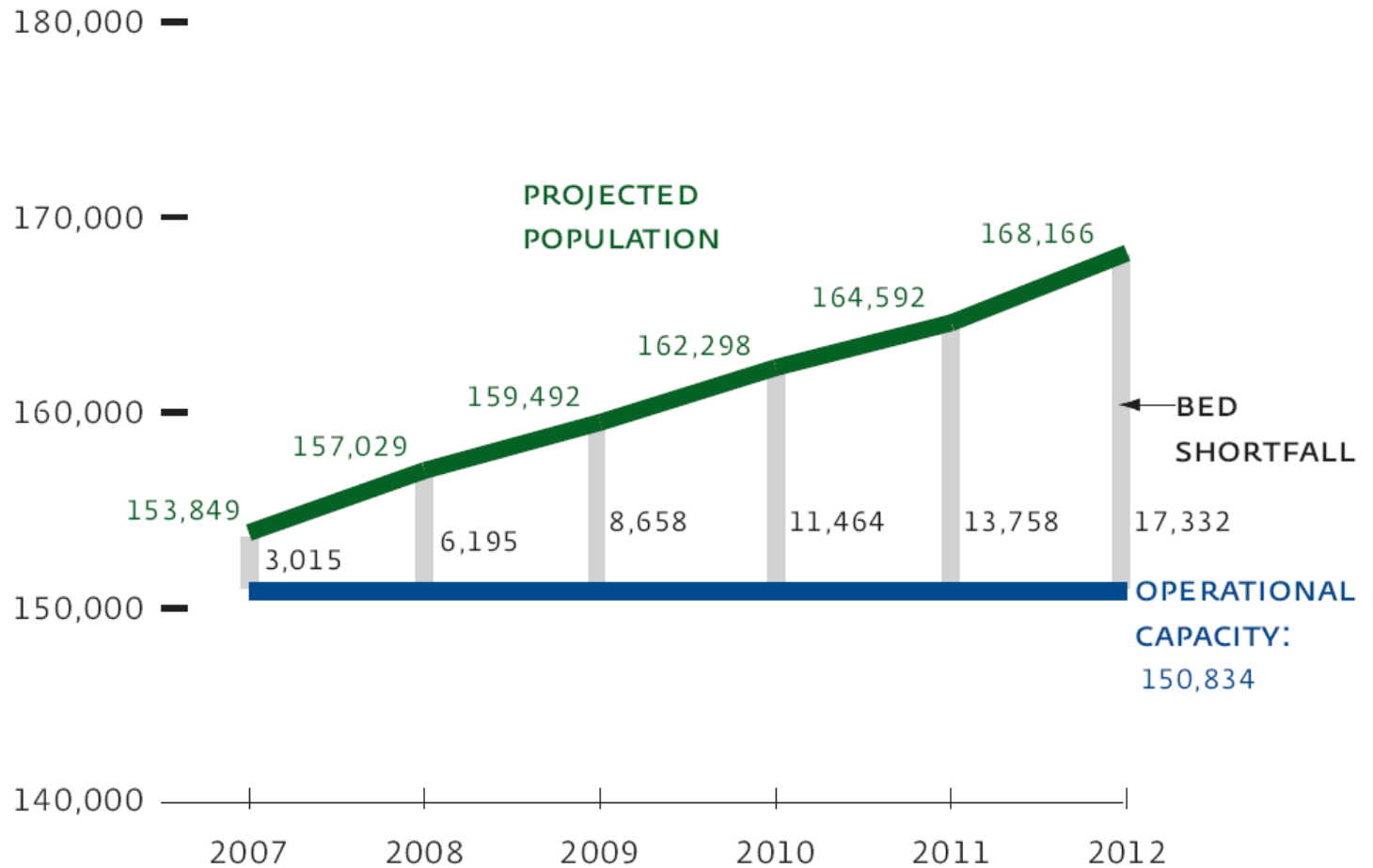
**Develop policy
options which
are data driven
and project
population
impact and cost
analysis**

3

**Demand results
on prison
population,
costs and
policies**



Texas Projected Prison Population, 2007-2012



Source: Legislative Budget Board, June 06 and January 07 (Adult and Juvenile Correctional Population Projections). The LBB report with the official projections for the 2007 session can be found at: http://www.lbb.state.tx.us/PubSafety_CrimJustice/3_Reports/Projections_Reports_2007.pdf.

**2007
Projection
for
Legislature

17,000+
Prison Bed
Shortfall**



Texas

Analysis of Drivers of Prison Growth

Low parole rates

Shortage of probation and parole alternative sanctions

Shortage of prison treatment programs

Prison population consists of drug addicts and people with mental health diagnoses

Need programs that change cognitive thinking

Poor service delivery systems for prevention and re-entry

Failing schools in high stakes neighborhoods



Texas

Challenge of Re-entry: Houston

50% of former prisoners return to neighborhoods that account for only 15% of the City's adult population

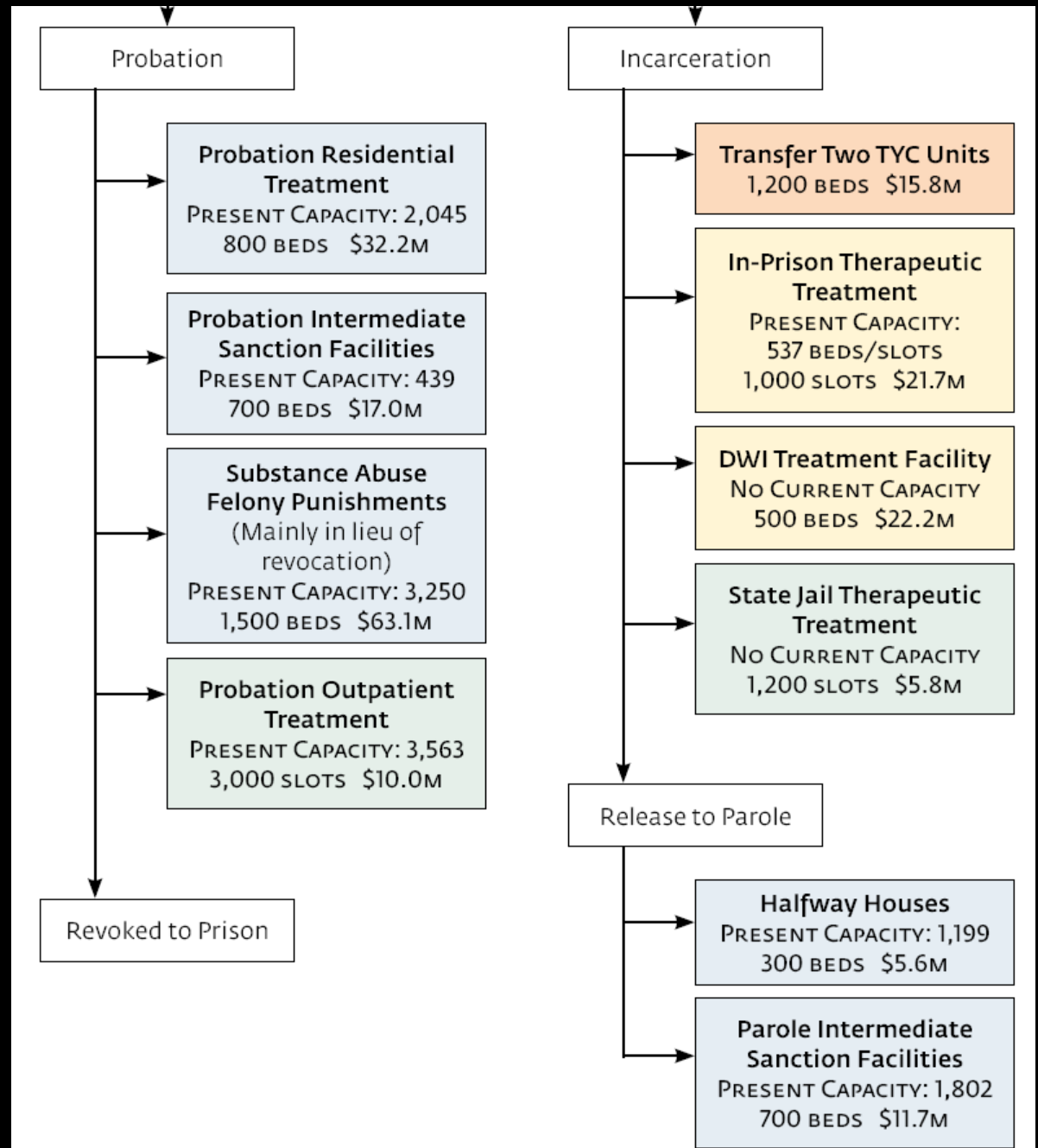
Ten of Houston's 88 Neighborhoods Account for Almost \$100 million a Year in Prison Expenditures





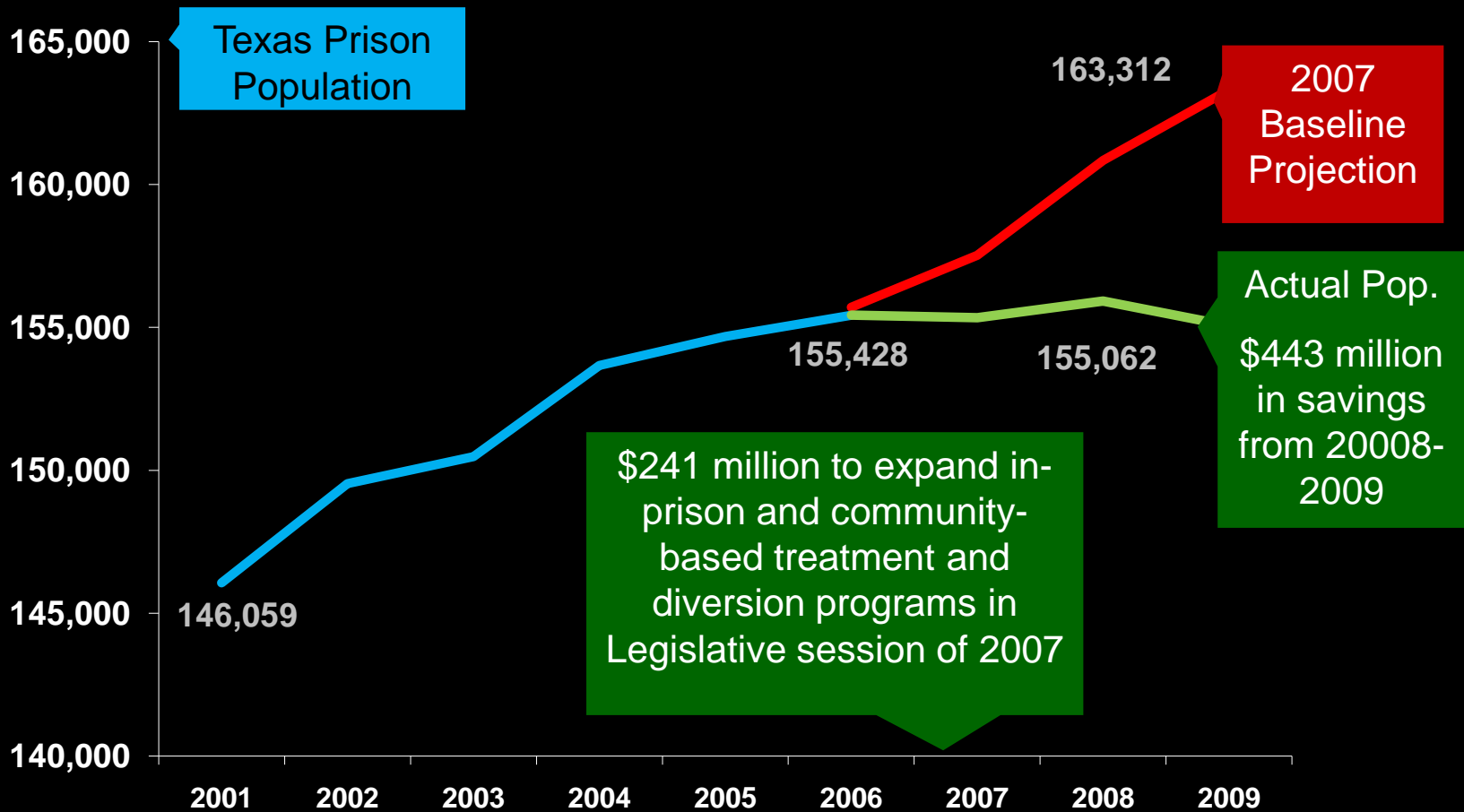
2007 Policy

Expanding Capacity of Treatment & Diversion Programs





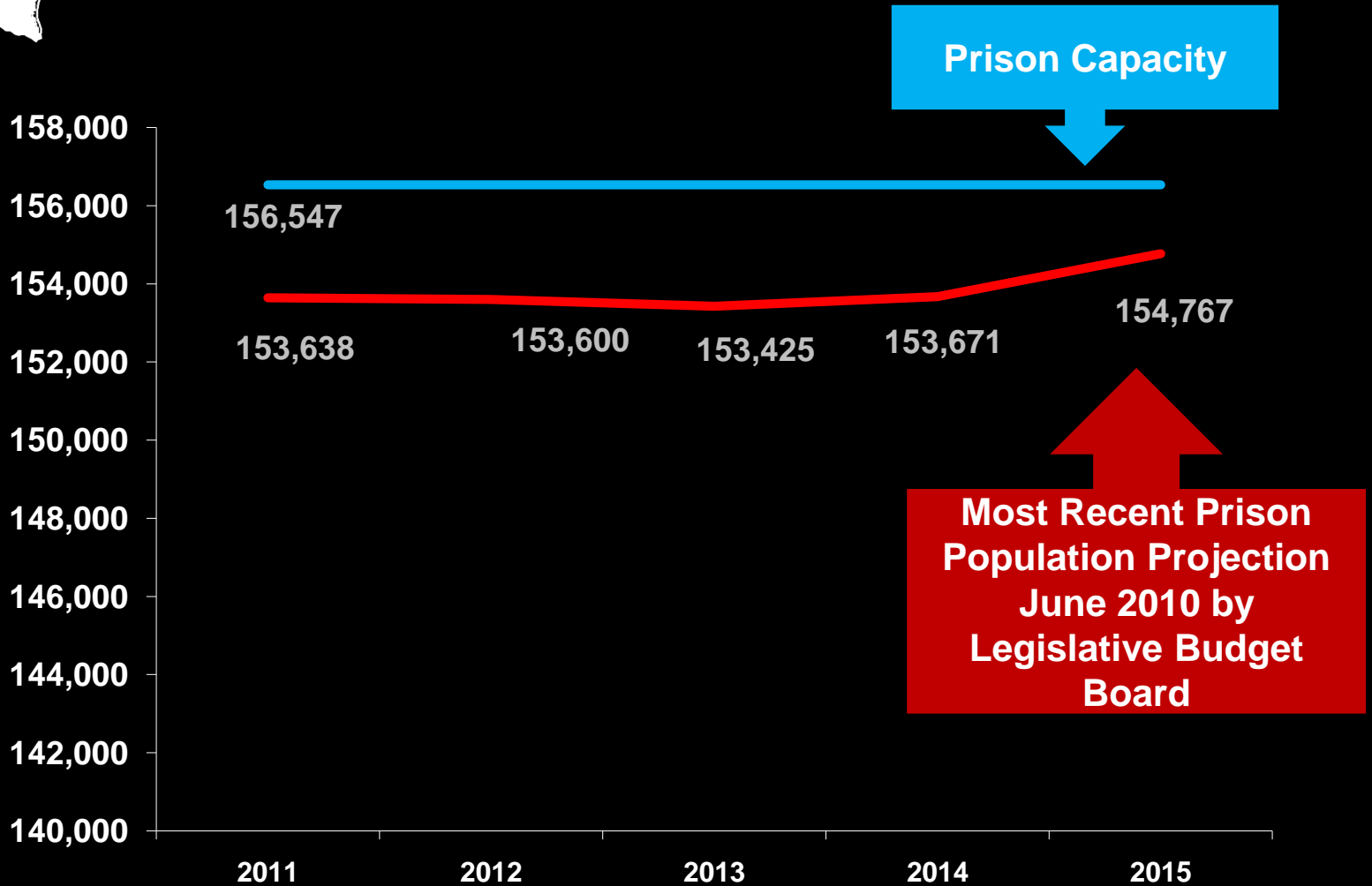
Texas Impact of Policies





Texas

Projected Population Under Capacity





Texas

Other Trends

About 2,000 more low risk offenders are being released on parole a year after the reform but the number of parole revocations has declined by about 27% since 2006

Felony probation population has increased by about 8% since before the reform but the yearly probation revocation rate to prison has stayed about the same at 7.5%

The Texas population increased by 4% between 2007 and 2008 but the crime rate in Texas decreased by almost 3%

The crime rate in 2008 was the lowest since 1985



Texas Challenges

Maintain and improve the effectiveness of programs in light of potential budget cuts

Improve program evaluations due to fact agencies often don't stringently evaluate themselves

Improve probation departments which normally are locally run and essentially manage most offenders

Improve risk analysis of all criminogenic populations

Thank You

Rep. Jerry Madden, Texas