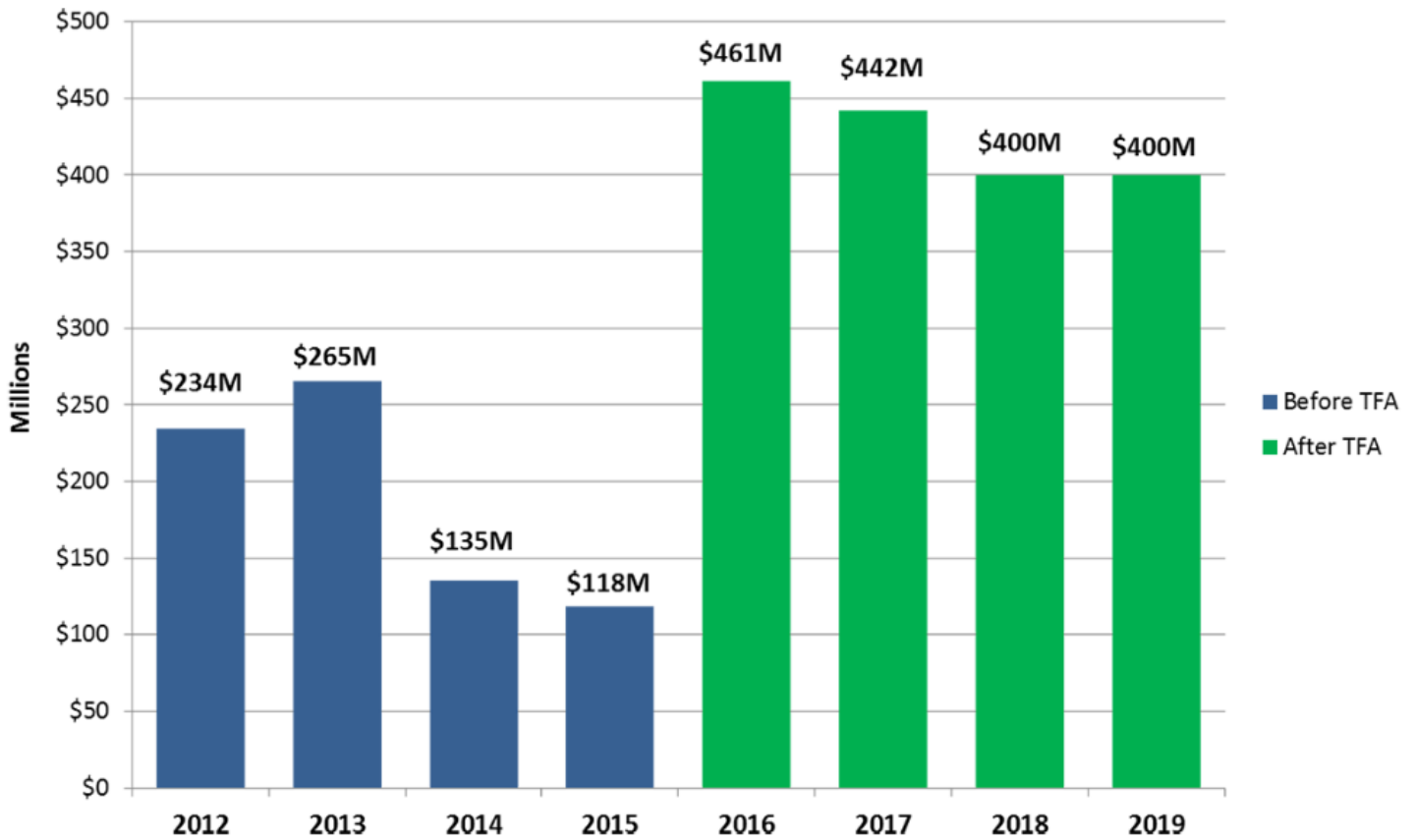


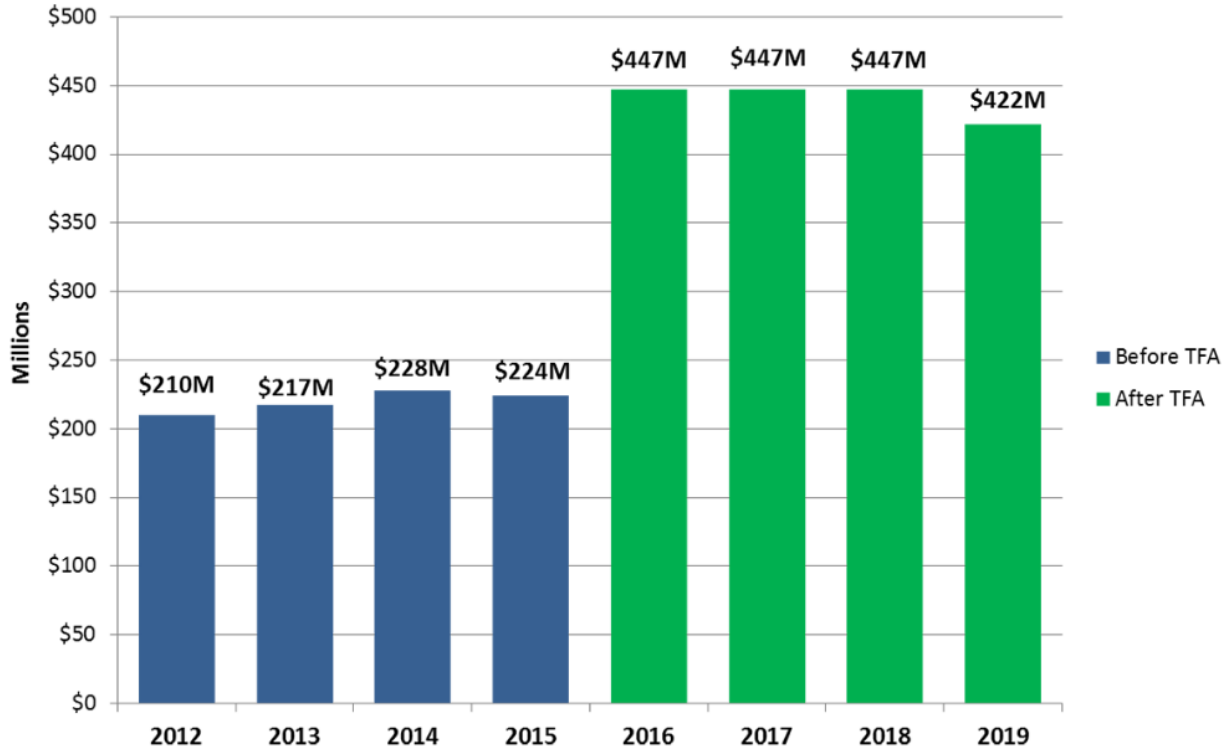
Fiscal Year	Motor Fuel	Hotel/Motel Fee	Heavy & Alt. Fuel Tag Fee
FY15 Actual (Pre-TFA)	\$1,021,422,000	\$0	\$0
FY16 Estimate*	\$1,576,150,000	\$158,100,000	\$8,400,000
FY16 Actual**	\$1,655,750,356	\$150,672,000	\$14,392,000
FY16 Actual to Estimate Difference	+\$79,600,356	<\$7,428,000>	+\$5,992,000
FY16 Difference to FY15 Pre-TFA	+\$634,328,356	+\$150,672,000	+\$14,392,000
FY17 Estimate*	\$1,654,900,000	\$158,100,000	\$8,600,000
FY17 Actual**	\$1,740,963,000	\$171,864,000	\$15,068,000
FY17 Actual to Estimate Difference	+\$86,063,000	+\$13,764,000	+\$6,468,000
FY17 Difference to FY15 Pre-TFA	+\$719,541,000	+\$171,864,000	+\$14,392,000

Capital Maintenance Projects
Prior & Forecast Funds for Resurfacing Projects



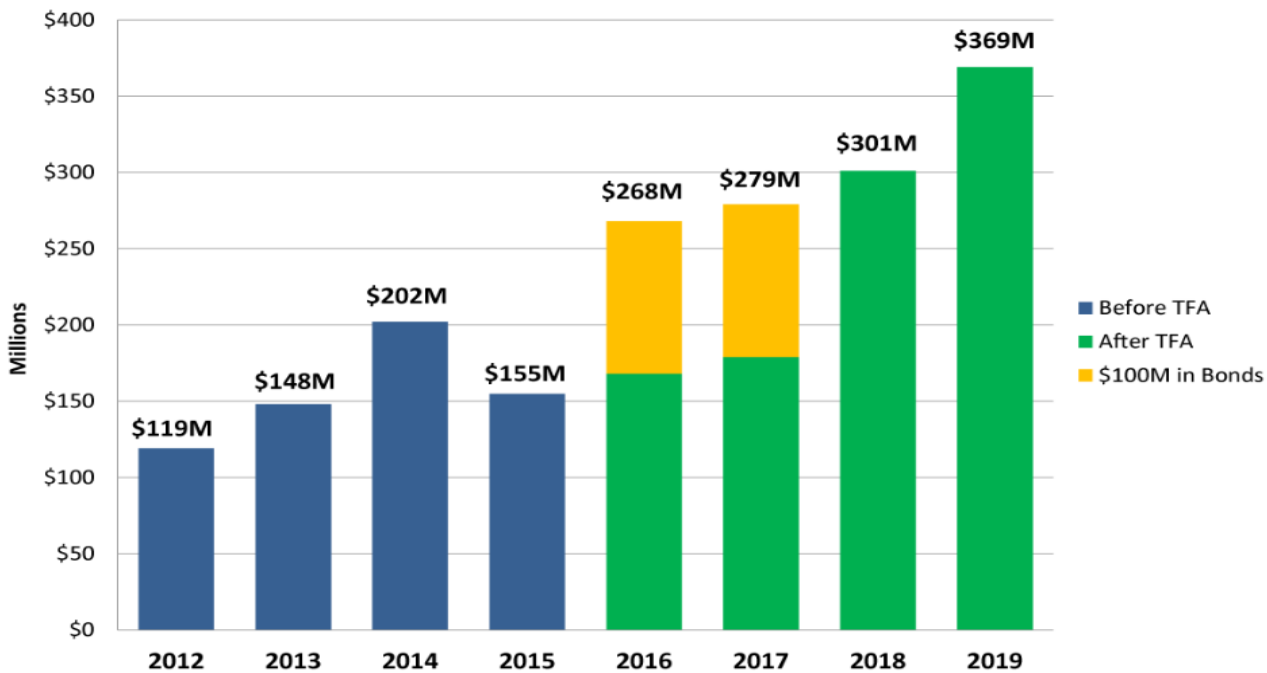
\$343M increase after TFA to resurface roads and maintain roads.

Routine Maintenance Activities
Prior & Forecast Funds for Maintenance Projects



\$223M increase after TFA to perform routine maintain activities including pavement treatments to extend pavement life until next resurfacing.

Bridge Projects
Prior & Forecast Funds for Bridge Projects



\$113M increase after TFA to repair and replace bridges increasing to an additional \$214M by FY2019 as the project pipeline ramps up.