

PRISONS ARE EXPENSIVE

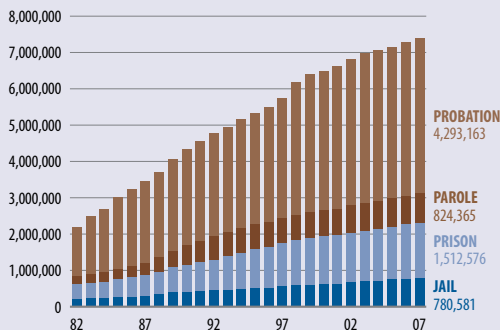
One in every 31 adults in the United States is under some form of correctional supervision, according to the Public Safety Performance Project of the Pew Center on the States. There are 2.3 million people incarcerated in state or federal prisons and local jails. Combine that with more than 5 million people on probation or parole, and you have 7.3 million people under correctional supervision. That is more than the combined populations of Chicago, Philadelphia, San Diego and Dallas.

Yet while nearly 90 percent of corrections money went to prisons, only 31 percent of offenders under some kind of correctional supervision are incarcerated, according to the new Pew Center on the States report, "1 in 31: The Long Reach of Corrections," that analyzed data from 33 states.

In other words, one day in prison costs more than 10 days on parole or 22 days on probation.

7 MILLION AND COUNTING

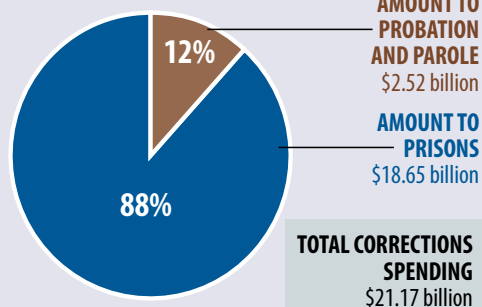
Led by probation, the correctional population has tripled in 25 years.



Bureau of Justice Statistics Correctional Surveys available at www.ojp.usdoj.gov/bjs/glance/tables/corr2tab.htm.
Due to offenders with dual status, the sum of these four correctional categories slightly overstates the total correctional population.

PRISONS DOMINATE SPENDING

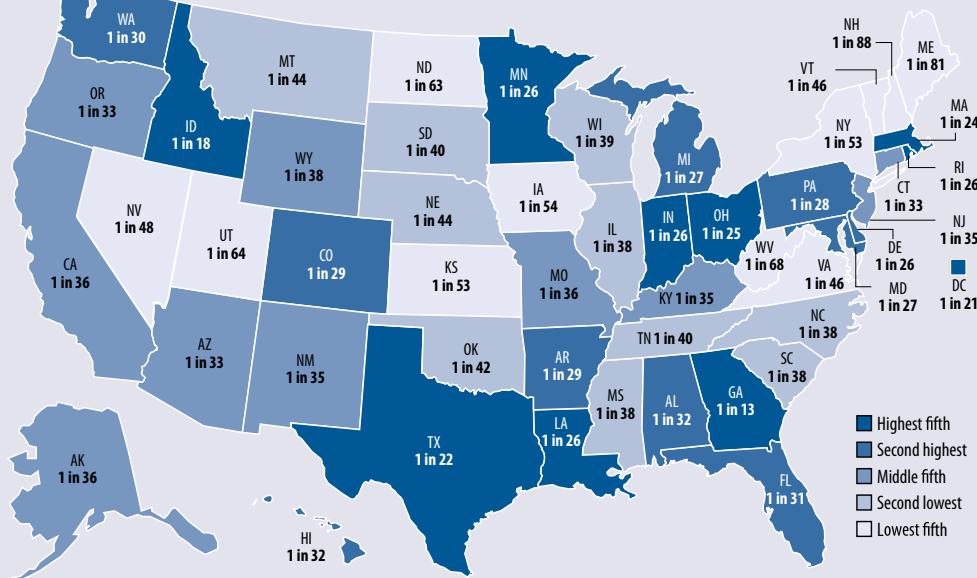
Across 34 states, nearly 9 of 10 correctional dollars went to prisons in FY 2008.



Spending figures were collected from AR, AL, AK, CO, DE, GA, ID, IA, KY, LA, ME, MD, MI, MN, MS, MO, MT, NC, ND, NE, NH, NM, NY, OK, OR, PA, RI, SD, TN, TX, VT, VA and WY.

WIDE VARIANCE IN CORRECTIONAL CONTROL

Share of adults under correctional control, year end, 2007.



Calculation includes offenders in state and federal jail, prison and community supervision and is based on data from the U.S. Census State Population Estimates, the Bureau of Justice Statistics Correctional Surveys available at <http://www.ojp.usdoj.gov/bjs/glance/tables/corr2tab.htm>, the U.S. Bureau of Prisons, the Administrative Office of U.S. Courts and the Pew Public Safety Performance Project.

AVERAGE STATE DAILY COST PER OFFENDER

One day in prison costs more than 10 days on parole or 23 days on probation.



Spending figures were collected from AR, AL, AK, CO, DE, GA, ID, IA, KY, LA, MA, ME, MD, MI, MN, MS, MO, MT, NC, ND, NE, NH, NM, NY, OK, OR, PA, RI, SD, TN, TX, VT, VA and WY. Caution should be used in making interstate comparisons since a wide variety of factors beyond agency performance or efficiency can account for daily cost differences. Some states have separate probation and parole agencies, while others have combined them.