



NCSL Legislative Summit: 2016

The Electric Grid Revolution and the Clean Power Plan

AUGUST 11, 2016

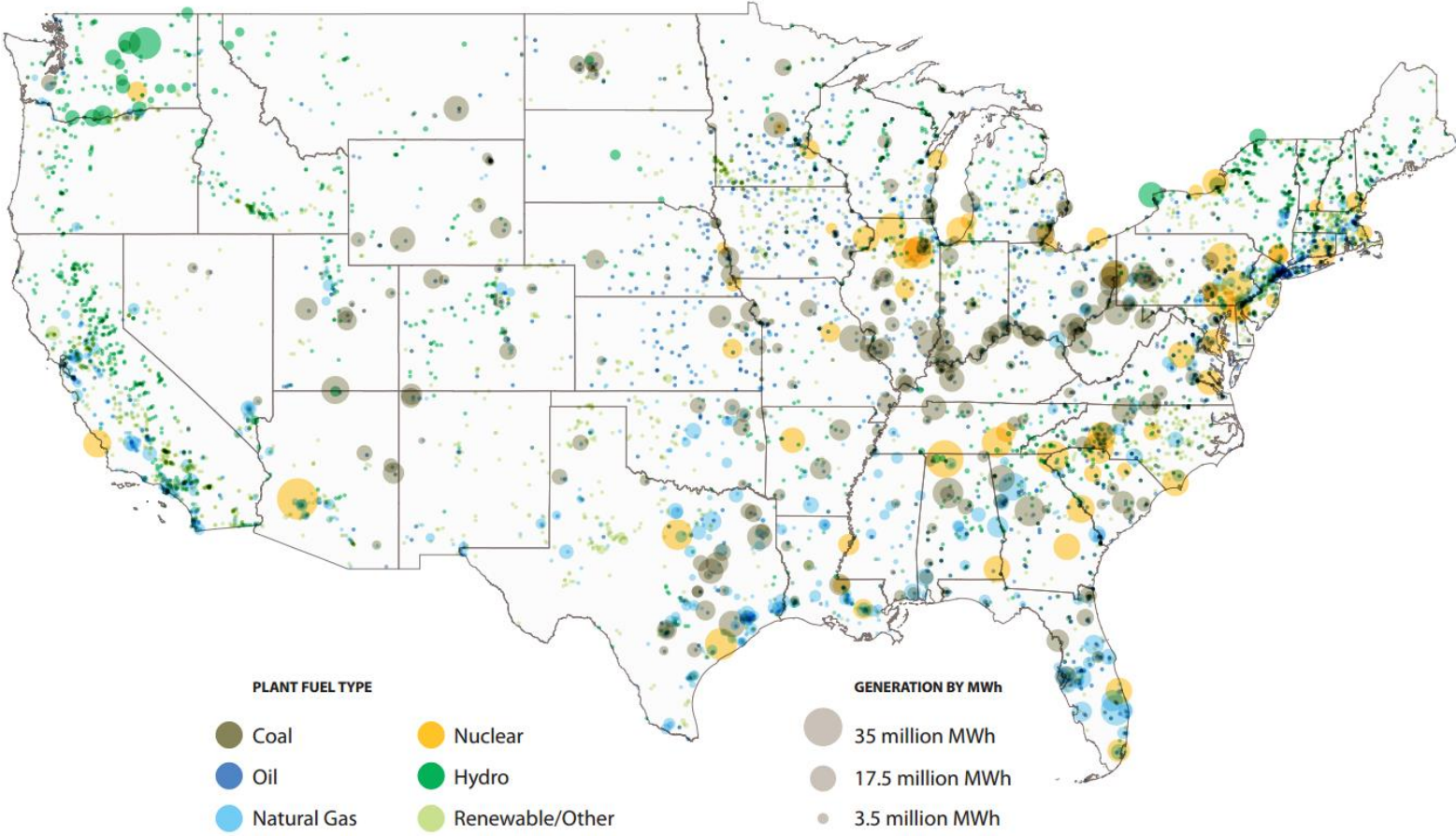
Chris Van Atten
vanatten@mjbradley.com

MJB & A

MJB & A

M.J. Bradley & Associates, LLC
(978) 369 5533 / www.mjbradley.com

U.S. Power Plants by Fuel Type

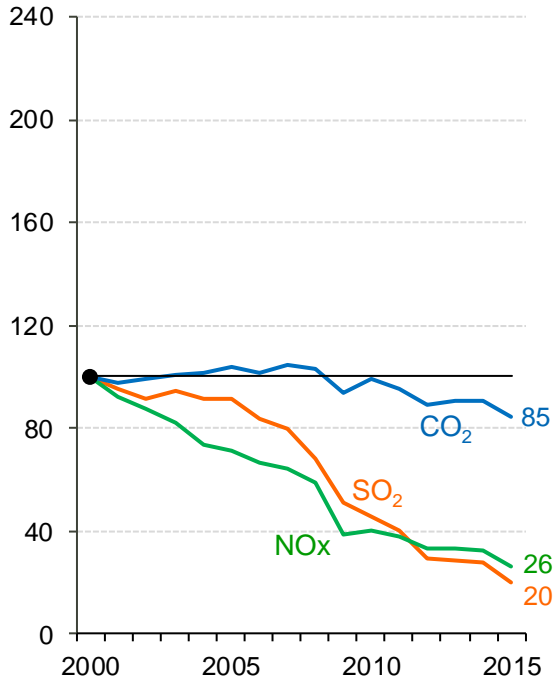


Source: MJB&A Analysis; Velocity Suite; U.S. EIA Form 923, 2014.

Electric Sector Trends and Macroeconomic Indicators

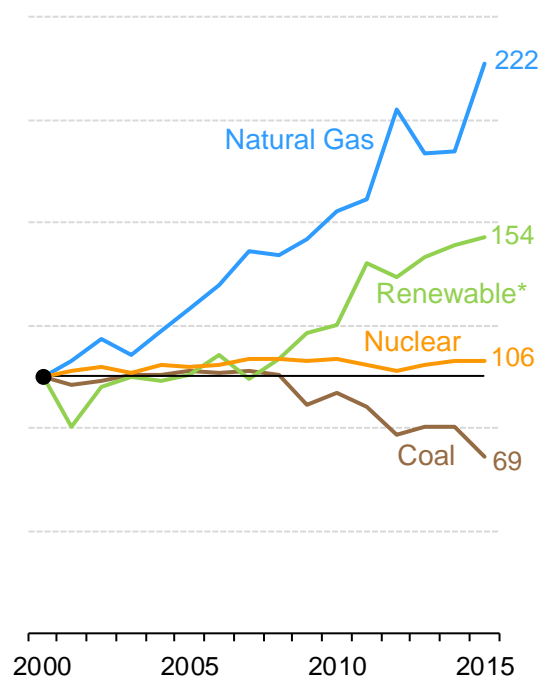
Electric Sector Emissions

(Indexed; 2000 = 100)



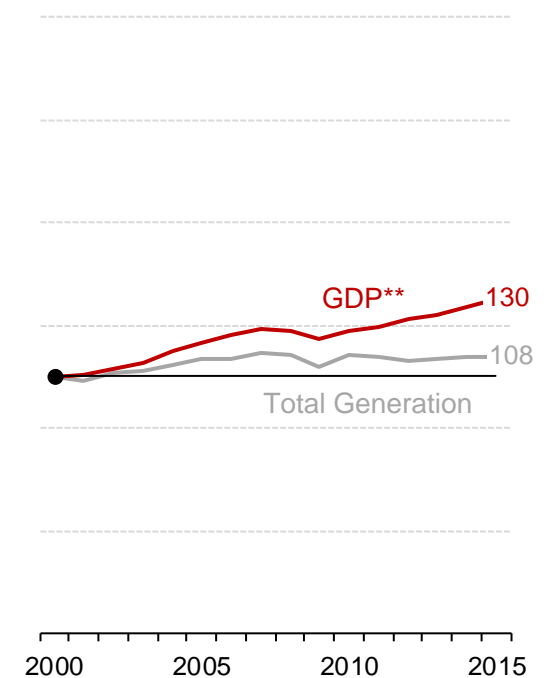
Generation Fuel Mix

(Indexed; 2000 = 100)



Macroeconomic Indicators

(Indexed; 2000 = 100)

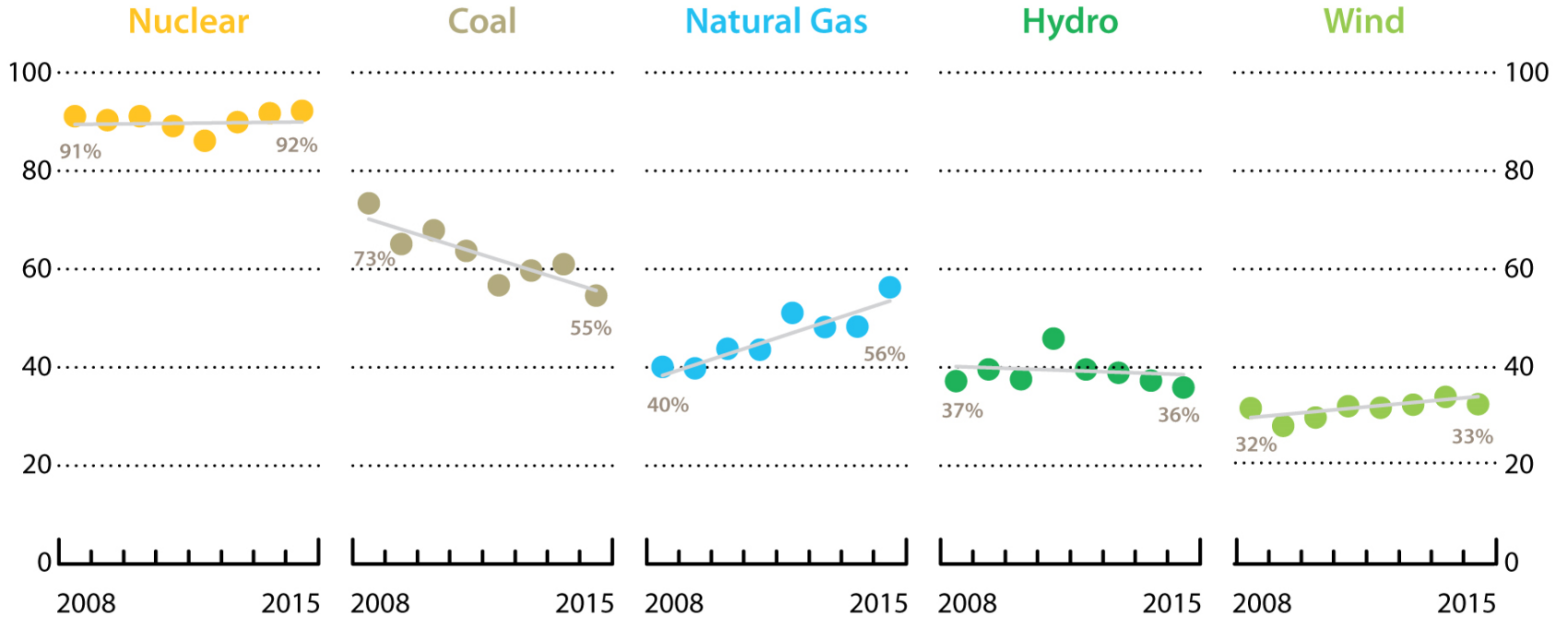


*Includes hydroelectric, wind, solar, biomass, geothermal and other renewable sources.

**GDP in chained 2009 dollars.

Source: MJB&A Analysis; EPA Clean Air Markets Data Acid Rain Program; U.S. EIA Net Generation for All Sectors; U.S. Department of Commerce Bureau of Economic Analysis Gross Domestic Product.

Annual Capacity Factors by Fuel Type and Technology (%)



Source: U.S. Energy Information Administration. Electric Power Monthly, Tables 6.7A and 6.7B. February 2016

Source: U.S. EIA Electric Power Monthly, Tables 6.7A and 6.7B, February 2016.

Total U.S. ERC/CO₂ Price

Allowance Prices (2012\$/ton)

Code	Assumptions	2025	2030
■ MB03	Existing + New, National, Current EE	\$0.00	\$6.05
■ MB04	Existing + New, National, 1% EE	\$0.00	\$2.97
■ MB05	Existing + New, National, 2% EE	\$0.00	\$0.00
■ MB07	Existing Only, National, Current EE	\$0.00	\$4.14

Current EE
Scenarios

Note: This analysis does not assume banking of allowances and the CPP goals are assumed to remain constant post-2030.

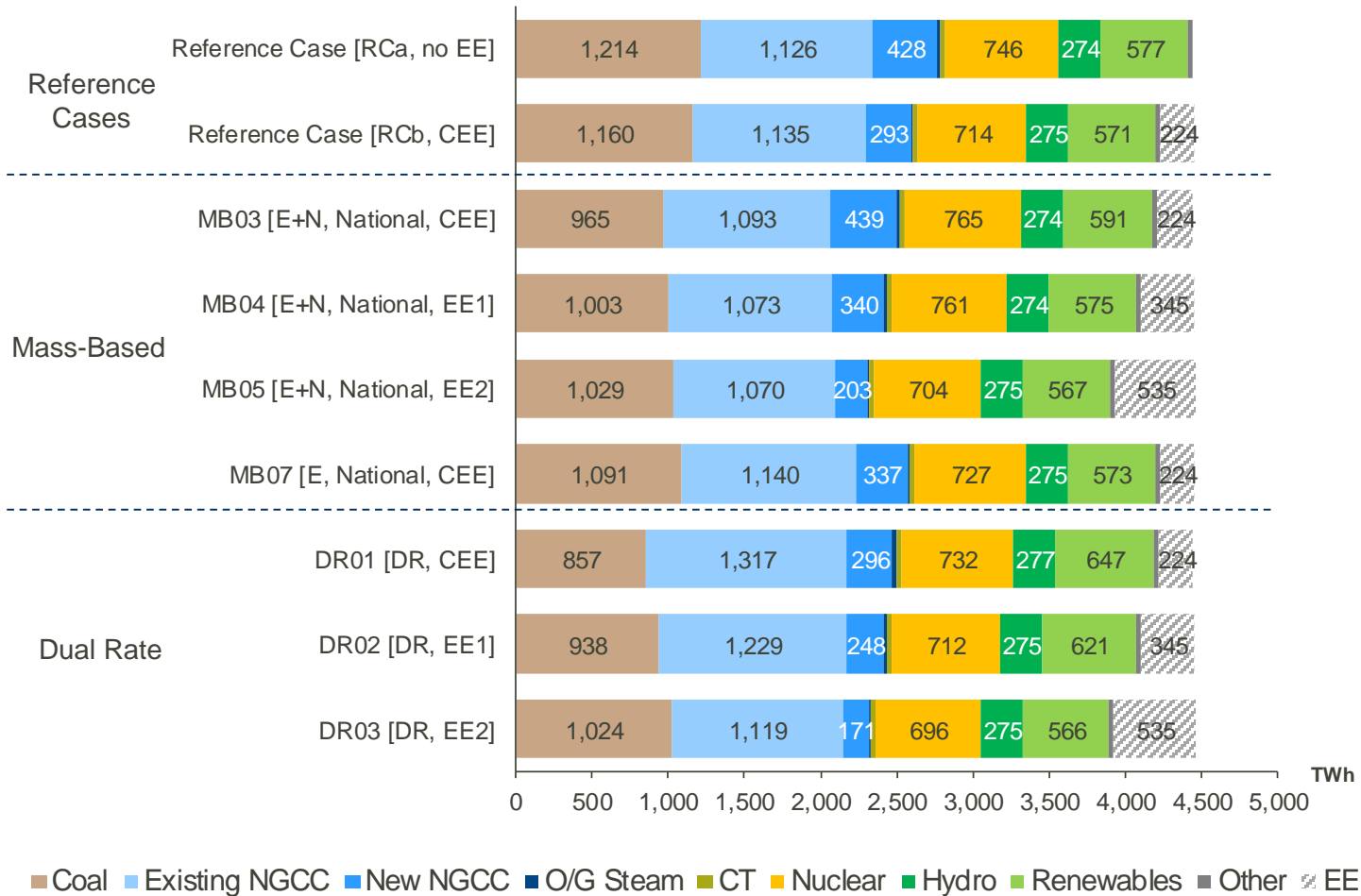
ERC Prices (2012\$/MWh)

Code	Assumptions	2025	2030
■ DR01	Dual Rate, Current EE	\$1.26	\$20.79
■ DR02	Dual Rate, 1% EE	\$0.00	\$11.69
■ DR03	Dual Rate, 2% EE	\$0.00	\$3.18

Note: Nationwide trading of RE, EE, Nuclear, and GS-ERCs (except California and RGGI).

Generation Fuel Mix: 2030

Generation by Fuel Type – 2030





Concord, MA

Headquarters

47 Junction Square Drive
Concord, Massachusetts
United States

Tel: 978 369 5533

Fax: 978 369 7712

www.mjbradley.com

Washington, DC

1225 Eye Street, NW, Suite 200
Washington, DC
United States

Tel: 202 525 5770