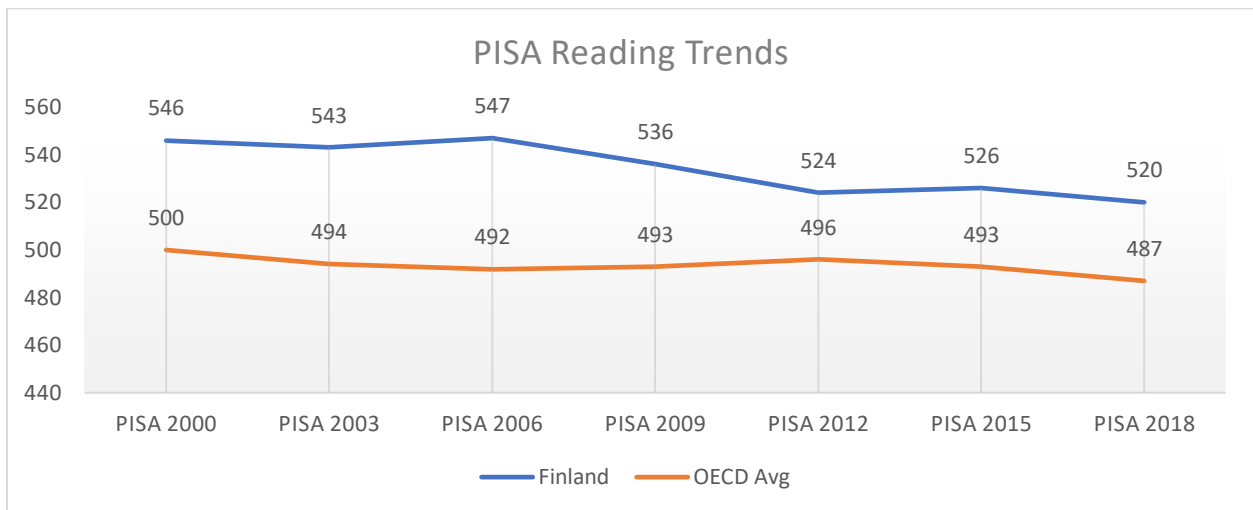


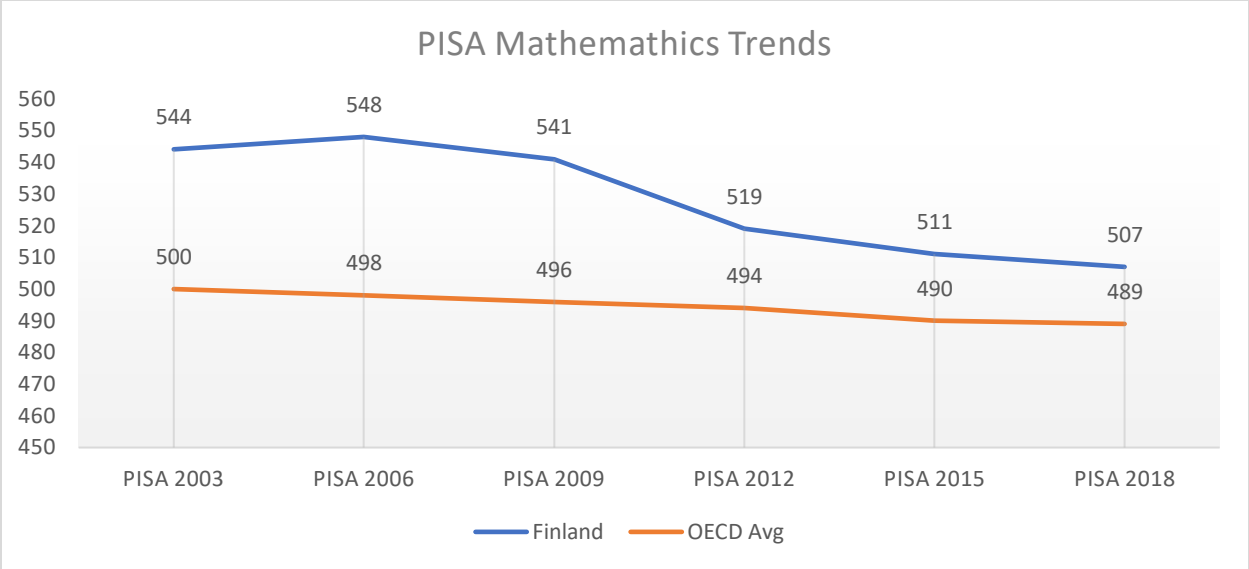
## FINLAND'S PISA PERFORMANCE

Students in Finland scored higher than the OECD average in reading, mathematics and science on PISA 2018. Twenty-one percent of students in Finland scored at the highest levels of proficiency (Level 5 or 6) in at least one subject, compared to an OECD average of 15.7 percent. And far fewer Finnish students scored below a 2 on at least one subjects than the OECD average. It was 21.6 percent in 2018, which is the sixth lowest percent among all the countries that participated in PISA.

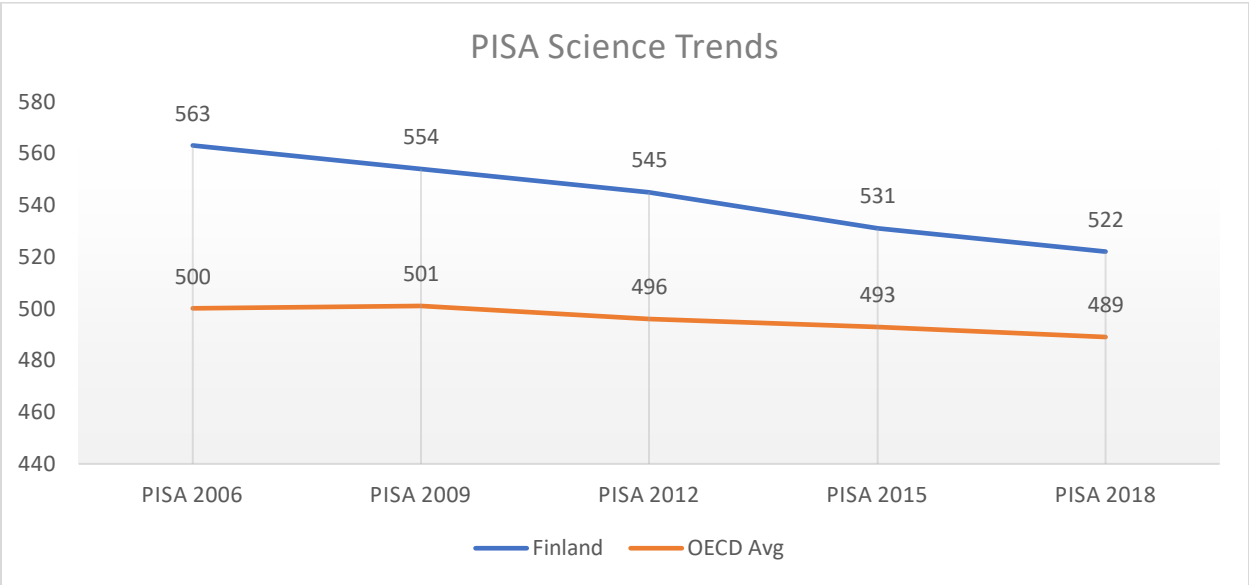
### SCORE TRENDS: 2000 – 2018



Finland had the highest reading score among all participating jurisdictions on PISA in both 2000 and 2003 and second highest in 2006. However, Finland's scores have steadily declined since 2006. Scores in 2018 continued that steady decline. Finland has also seen a widening gap between its highest and lowest performing students in reading. The proportion of low achieving students increased by 5 percentage points between 2009 and 2018, while the proportion of high achieving students remained stable.



Finland had the second highest score of all participating jurisdictions in mathematics on PISA 2003 and 2006, but Finland’s mathematics scores have declined since 2006. The gap between the highest and lowest performers has been stable.



Finland scored 5<sup>th</sup> highest among all jurisdictions in science in 2006 and has seen a steady decline in scores since then. Scores between 2015 and 2018 saw a significant decline in Finland. The country has also seen a widening gap between its highest and lowest performing students in science, which has increased by more than 20 percent since 2009.

**Differences in Performance in Finland: PISA 2018**

