

# Redistricting: A History of Innovation

NCSL Summit      11/3/2021

Senator Ray Holmberg



# Redistricting 2021



# District Population Map 2019

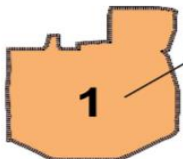
PDF - 6 MB



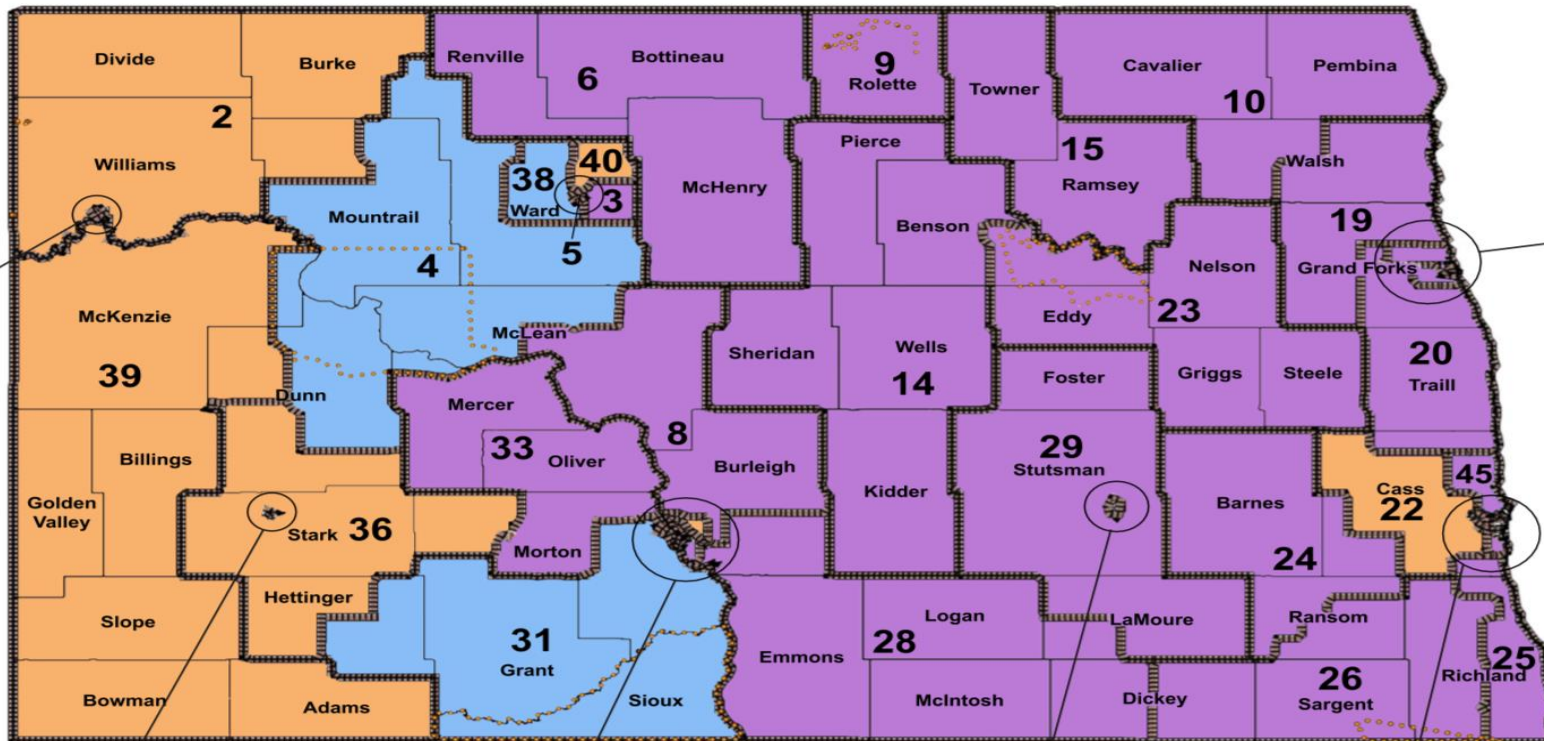
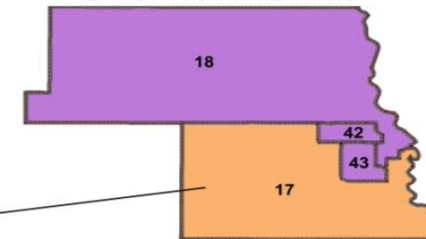
## Minot



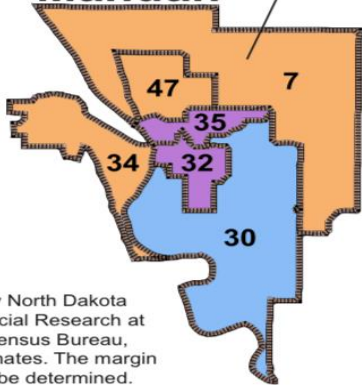
## Williston



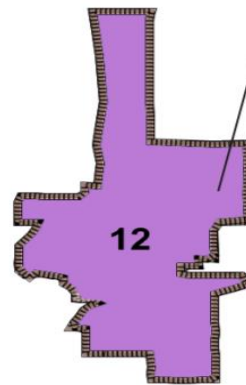
## Grand Forks



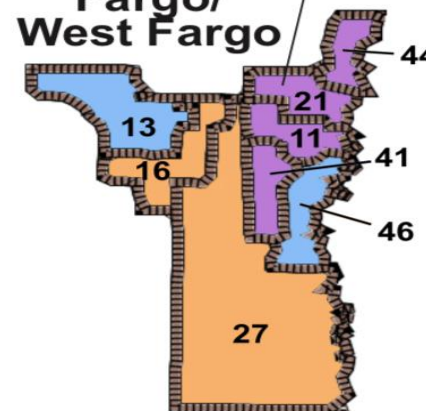
## Bismarck/Mandan



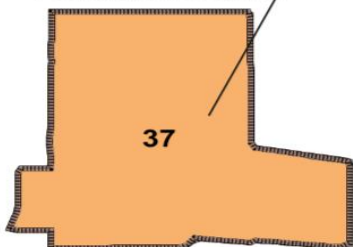
## Jamestown



## Fargo/West Fargo



## Dickinson



2019 Estimate	Population
North Dakota	756,540
District 19	13,071
District 18	13,105
District 29	13,215
District 28	13,229
District 42	13,252
District 44	13,495
District 10	13,578
District 15	13,807
District 12	13,820
District 26	13,836
District 24	13,969
District 14	14,029
District 23	14,169
District 20	14,184
District 33	14,463
District 25	14,509
District 9	14,511
District 11	14,660
District 21	14,757
District 6	14,822
District 45	14,827
District 41	14,930
District 43	14,959
District 8	14,974
District 3	15,106
District 5	15,164
District 32	15,226
District 35	15,286
District 4	15,385
District 31	15,527
District 30	16,027
District 13	16,031
District 46	16,606
District 38	16,860
District 34	16,963
District 40	17,008
District 37	17,279
District 47	18,246
District 17	18,275
District 36	18,495
District 1	19,915
District 22	20,141
District 7	20,531
District 39	22,530
District 27	23,044
District 2	23,858
District 16	24,866

More than 5% below ideal district size

Districts within 5% above or below ideal district size


More than 5% above ideal district size

\*Ideal district size is 16,097

Source: 2021 Legislative District Profiles published by North Dakota Compass, a program housed within the Center for Social Research at North Dakota State University, which relied on U.S. Census Bureau, 2015-2019 American Community Survey 5-Year Estimates. The margin of error for the district population estimates could not be determined.



# The Donner Party





W. S. Gilbert

**“It isn’t so much what’s on the table that matters, it’s who’s in the chairs.”**

**W.S.G.**