



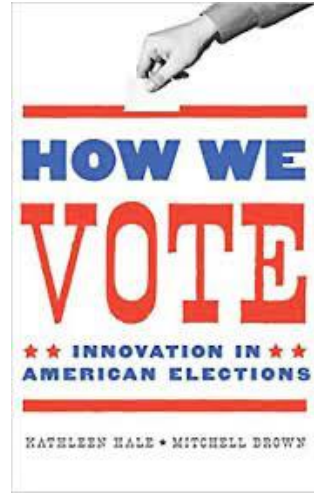
HOW DID THE 2020 ELECTION CHANGE THE ELECTION INTEGRITY LANDSCAPE?

A PERSPECTIVE ON LOCAL
ELECTION OFFICIALS

Mitchell Brown, PhD
Auburn University
NCSL Summit
November 2021

AUBURN ROLE IN ELECTIONS

ELECTION ADMINISTRATION RESEARCH & PRACTICE INITIATIVE



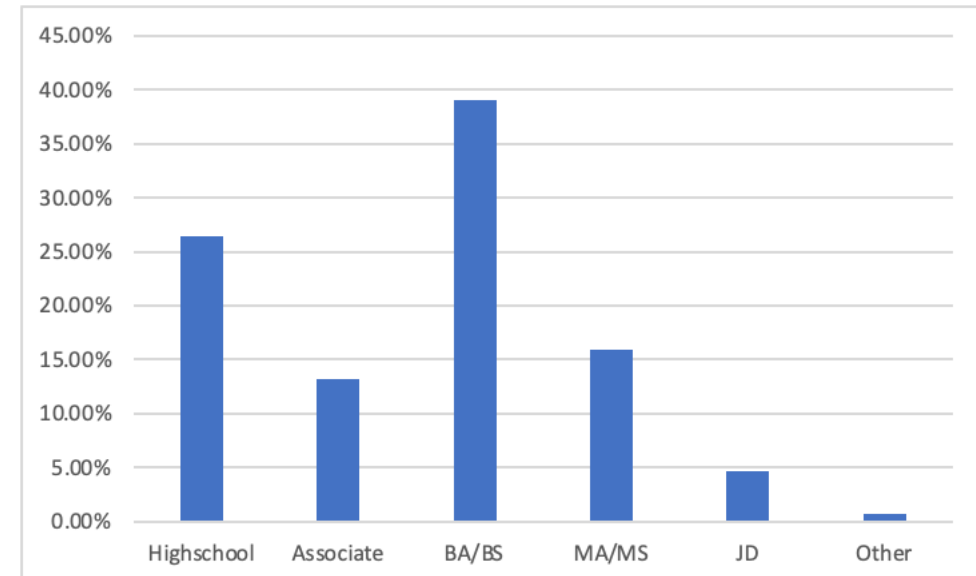
- ▶ Training
- ▶ Technical assistance
- ▶ Research
- ▶ Graduate certificate
- ▶ *Journal of Election Administration Research & Practice*



WHO ARE LOCAL ELECTION OFFICIALS?

WHAT WE KNOW (OR THINK WE KNOW)

- ▷ ~7,000 jurisdictions
 - ~line staff ½ - 500
 - ~176,933 precincts
 - ~132,566 polling places
 - ~775,101 poll workers
- ▷ Officials
 - Female
 - Majority > 50 yrs old
 - Salaries vary widely

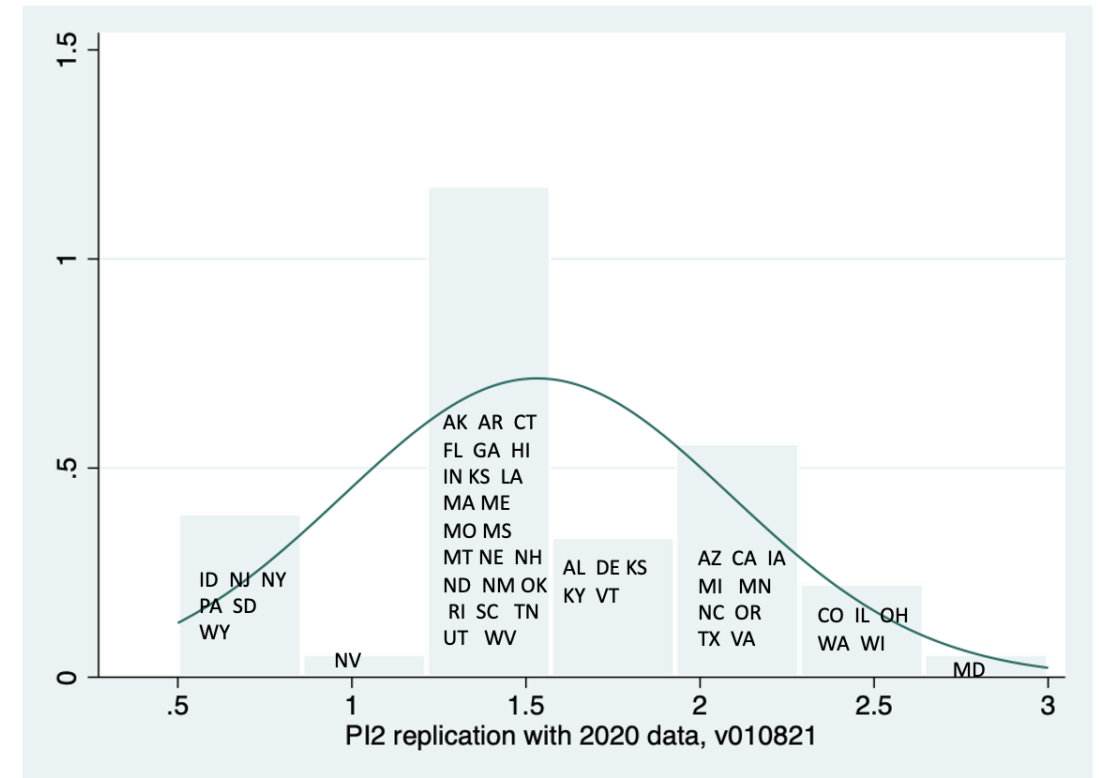


WHO ARE LOCAL ELECTION OFFICIALS?

PROFESSIONALISM



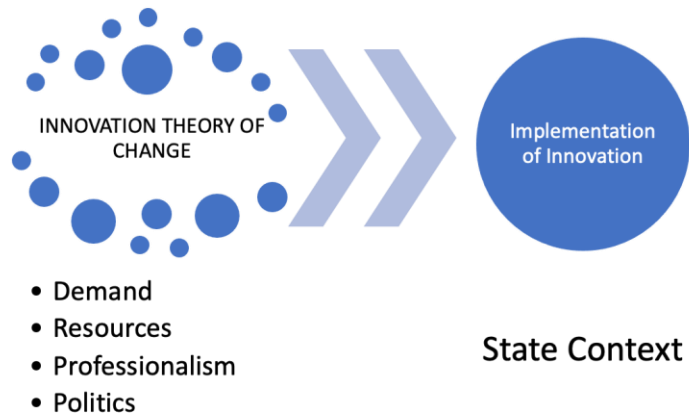
Professionalization Index 1.0, 2020 Data



EAPI

WHO ARE LOCAL ELECTION OFFICIALS?

ORGANIZATIONAL AND PROFESSIONAL CAPACITY



- ▶ POLITICS
 - ▶ Partisan views about participation
- ▶ PROFESSIONALISM
 - ▶ Influence of networks, partner organizations
- ▶ RESOURCES
 - ▶ Influence of private sector
 - ▶ Lack of resources
- ▶ DEMANDS
 - ▶ Implications of outdated systems

WHAT DO ELECTION OFFICIALS NEED?

AND WHAT THEY WANT

- High satisfaction
- High sense of respect
- Not satisfied w/ \$
- Higher knowledge than public, BUT

Sense of the integrity
of the results
somewhat mirrors
public

- ▶ Flexibility to innovate
- ▶ Reasonable deadlines to implement new law
- ▶ Many: greater financial support for work
- ▶ Greater protections