

The State of the States: An Overview of Long-Term Services and Supports Issues in the States

Susan Reinhard, RN, PhD, FAAN
Senior Vice President and Director, AARP Public Policy Institute
Chief Strategist, Center to Champion Nursing in America

National Conference of State Legislatures

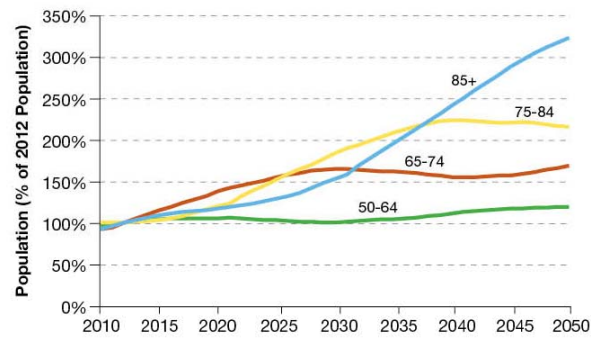
December 5, 2012



Older Population Projections

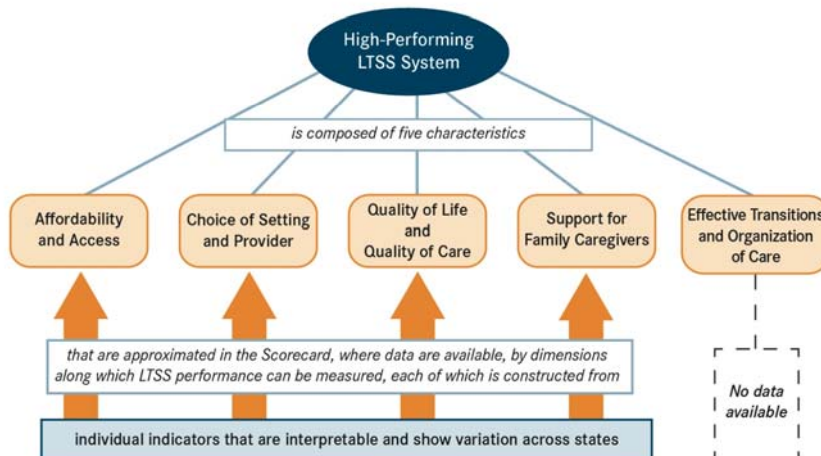
- Key barometer for potential demand for LTSS is growth in 85+ population
- Expected to triple from 2012 to 2050
- Have much higher rates of disability
- More likely to be widowed
- Without someone to provide assistance with ADLs

Projected Growth in the Older population in the United States as a Percentage of 2012 Population, by Age Group



3

Framework for Assessing LTSS System Performance



Source: State Long-Term Services and Supports Scorecard, 2011.

4

Role of Public Policy

Public policy plays an important role in LTSS systems by establishing:

- Who is eligible for assistance;
- What services are provided;
- How quality is monitored; and
- The ways in which family caregivers are supported.

5

Nursing Facility Expenditures Almost Double HCBS Expenditures

National level

Medicaid is primary payer of formal LTSS in the U.S. (46% in 2009)

Medicaid nursing facility spending was \$51.4B compared with \$28.7B for HCBS for older people and adults with physical disabilities

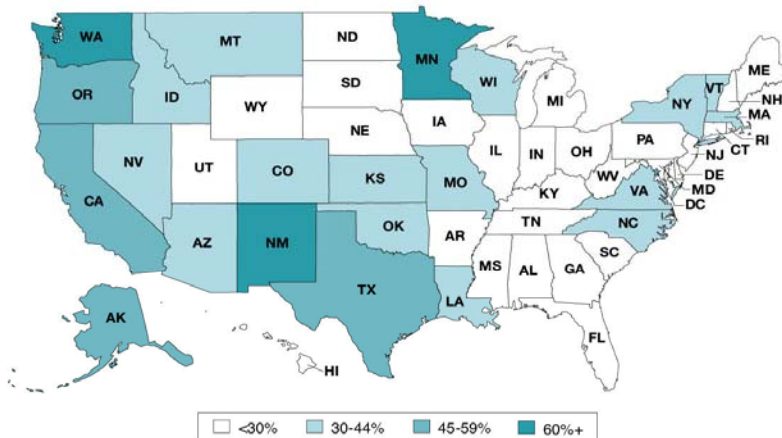
State level

A lot of state variation Medicaid HCBS funding (ranged from 10% to 65%)

6

Nursing Facility Expenditures Almost Double HCBS Expenditures

Medicaid HCBS Spending as Percentage of LTSS Spending, for Older People and Adults with Physical Disabilities, 2009

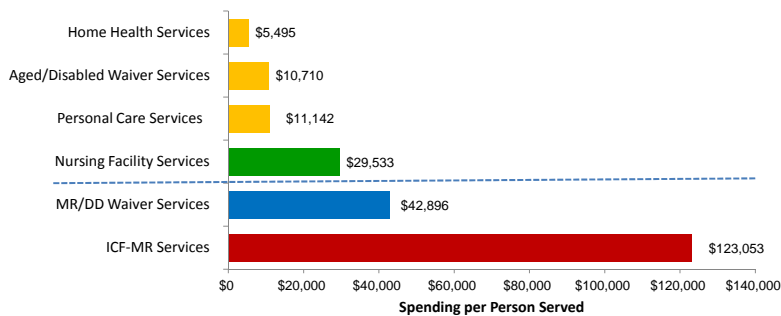


7

HCBS Can Serve More People with Available Dollars

On average, Medicaid dollars can support nearly 3 older people or adults with physical disabilities in Home and Community-Based Services for every person in an institution

Medicaid Long-Term Services and Supports Spending per Person Served, by Service, 2008

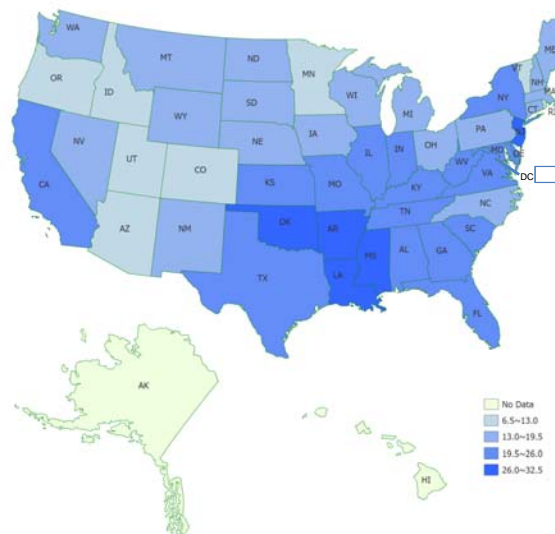


8

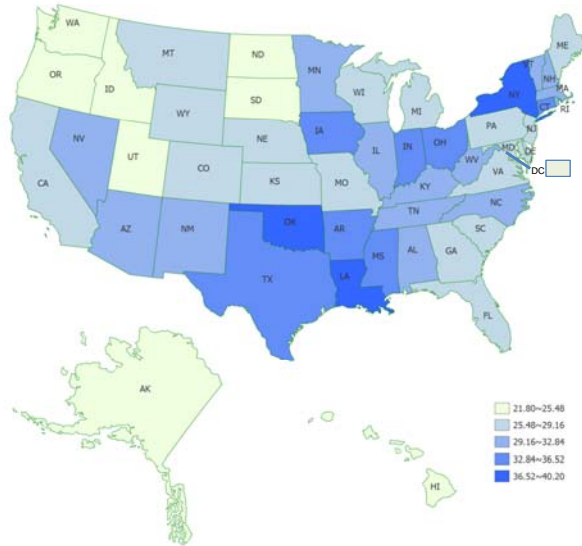
Quality of Life and Quality of Care

- Reduce pressure sores among nursing home residents
- Prevent nursing home and home care hospitalizations

Percent of Long-Stay Nursing Home Residents with a Hospital Admission



Percent of Home Health Patients with a Hospital Admission



11

Support for Family Caregivers

- Legal and system supports for family caregivers
- Nurse delegation practices

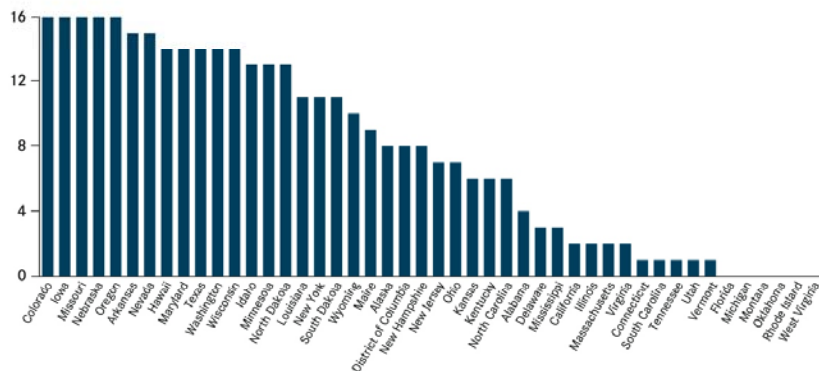
Legal and System Supports for Family Caregivers

- Exceeding federal minimum FMLA;
- Mandatory paid family and sick leave;
- Protecting caregivers from employment discrimination;
- Spousal impoverishment protection in Medicaid HCBS; and
- Having a caregiver assessment.

13

State Policies on Delegation of 16 Health Maintenance Tasks

Number of tasks allowed to be delegated



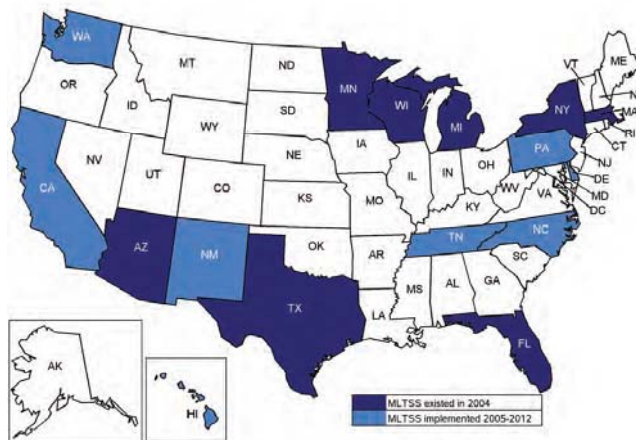
Note: Data not available for Arizona, Georgia, Indiana, New Mexico, and Pennsylvania.
 Data: National Council of State Boards of Nursing, 2011 Nurse Delegation Survey.
 Source: State Long-Term Services and Supports Scorecard, 2011.

14

Effective Transitions and Coordination of Care

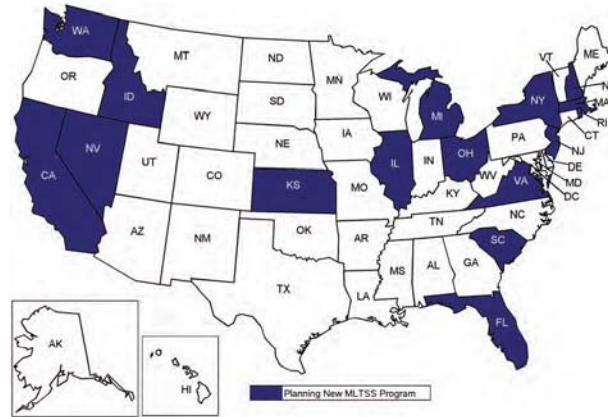
- Establish and maintain Managed Long-Term Services and Supports Programs
- Care Integration for Dual-Eligibles

States with MLTSS Programs, 2004 and 2012



Notes: 1. Does not include PACE programs.
2. Three States (Minnesota, New York, and Wisconsin) operate two MLTSS programs each.

States Planning to Implement New MLTSS Programs by January 2014



Note: We included States that have public plans for new MLTSS programs that include: a public planning document, request for information, request for proposals; proposal to CMS or waiver application to CMS. Submitting a letter of intent to CMS for the Medicare-Medicaid Financial Alignment Demonstration was not by itself sufficient to be included here.

17

Major Focus on Dual Eligibles

- Approximately nine million duals (eligible for Medicare and Medicaid).
- Among the poorest and sickest Medicare and Medicaid enrollees.
- Account for a disproportionate spending—16 percent of Medicare beneficiaries but 27 percent of spending; they represent 15 percent of Medicaid enrollees but 39 percent of spending.

18

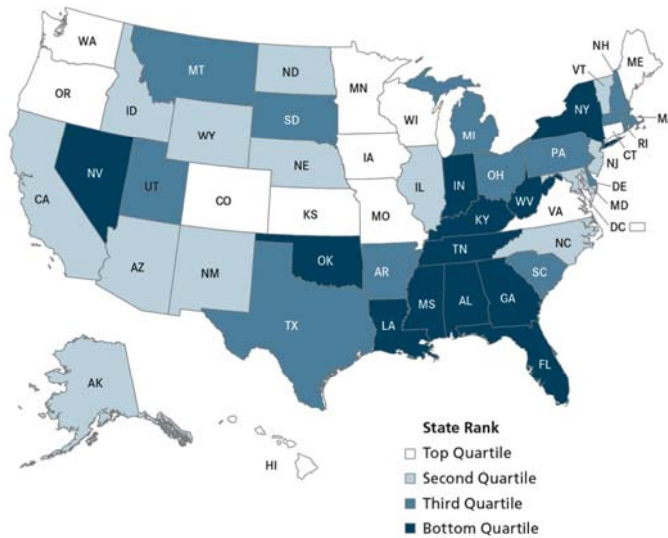
Examples of Public Policy Actions

States can improve their performance by enacting public policies that:

- Assess and address family caregiver needs;
- Improve Medicaid balancing by adopting key provisions of the Affordable Care Act;
- Enhance consumer choice through administrative tools and structures such as streamlined eligibility and system navigation;
- Reduce reliance on nursing homes by taking advantage of programs such as Money Follows the Person; and
- Expand nurse delegation of health maintenance tasks.

19

State Ranking on Overall LTSS System Performance



20

www.longtermscorecard.org



- Content:
 - Full Report
 - Executive Summary
 - Chart Pack
 - State Fact Sheets
 - State-by-State Interactive Comparisons
 - Podcast
 - Methodology
 - Archived Webcast

21

Raising Expectations

A State Scorecard on Long-Term Services and Supports for Older Adults, People with Physical Disabilities, and Family Caregivers

Susan C. Reinhard, RN, PhD, FAAN
Senior Vice President and Director
AARP Public Policy Institute

